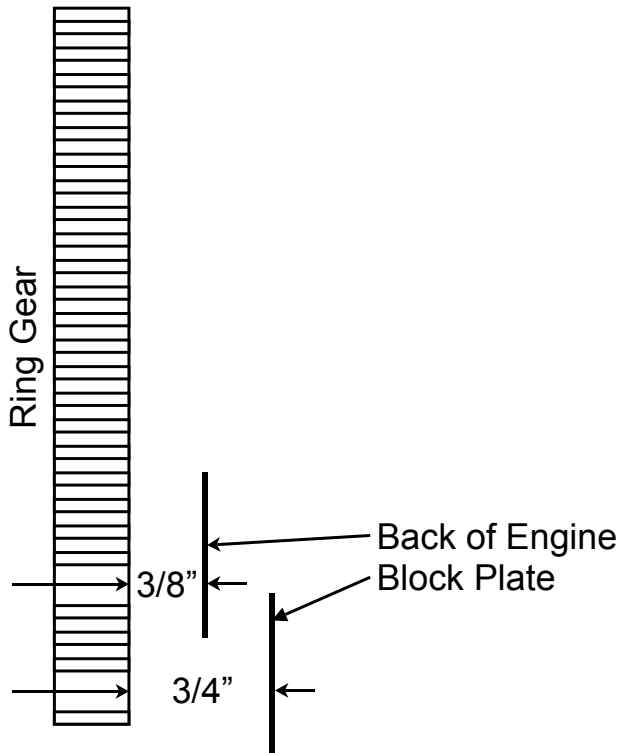




# FORD STARTER TECHNICAL INFORMATION

How to determine the correct starter for your Ford 289, 302, 351W & 351C engine



To determine exactly which Tuff Stuff starter to use, you need to take two measurements:

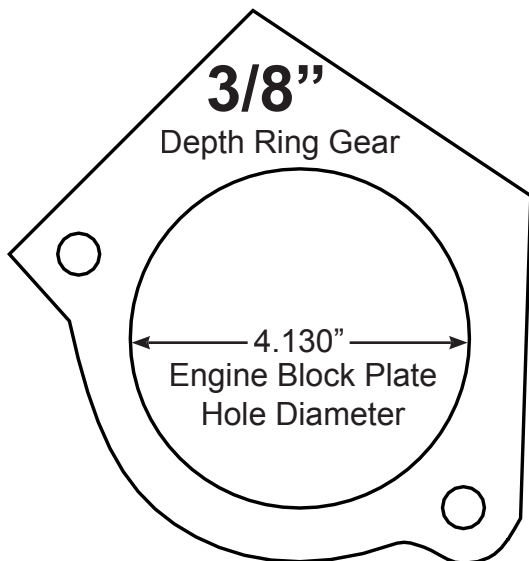
1-The ring gear to the back of the engine block plate dimension.

2-Engine block plate starter register hole diameter.

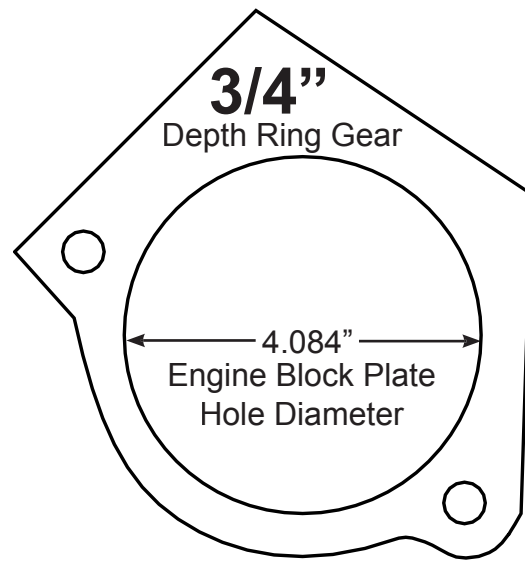
If your ring gear depth is **3/8"** and has a **4.130"** diameter starter bore register, use one of the following Tuff Stuff starters: 3132, 6132, 13132.

If your ring gear depth is **3/4"** and has a **4.084"** diameter starter bore register, use a Tuff Stuff 3124, 3149, 6124, 6585, 6785, 13124 or a 13149 starter.

The above information is based on stock OEM components. If using aftermarket flywheels or bellhousings, consult with the manufacturer.



164 Tooth Ring Gear with Manual Trans  
Use **3132, 6132 or 13132**  
Tuff Stuff starters



164 Tooth Ring Gear with Auto Trans or  
157 Tooth Ring Gear with Auto or Manual Trans  
Use **3124, 3149, 6124, 6585, 6785,**  
**13124 or a 13149** Tuff Stuff starters