




6168 POWER STEERING PUMP DIMENSIONS

850 PSI, 2GPM Flow

Overall pump height is 8.00", diameter of pump is 4-1/4" and depth with reservoir is 7".


0.688" Shaft diameter x 1-1/8" long, requires a press-on pulley, not included



RELATED ACCESSORIES




5553A



5557

- Adapts 5/8"-18 inverted flare to 9/16"-18 AN-6.
Chrome plated 5553A, Plain finish 5553
- Adapts 5/8"-18 inverted flare to 5/8"-18 Male SAE flare.
Plain brass finish 5557



For complete product information or to watch our [power steering pump video](#), visit our web site www.tuffstuffperformance.com