

PREMIUM QUALITY BUILT IN AMERICA PERFORMANCE ACCESSORIES

Alternators • Starters • Water Pumps • Power Steering Pumps
Master Cylinders • Power Brake Boosters • A/C Compressors

FACTORY CAST PLUS+

The FOREVER Finish!

**Guaranteed to NEVER
Corrode, Oxidize
or Tarnish!**



The FOREVER Finish

Exclusively from Tuff Stuff



After 90 days exposure to a Cleveland winter!

Contents

A/C Compressors 15

Alternators

GM 2 - 7

Ford 8 - 11

Chrysler/Jeep 12

Accessories 13 - 14

Master Cylinders 38 - 39

Marine Products 47

Power Brake Boosters

Boosters 37

Booster Combos 34 - 36

Dimensions 42 - 43

Proportioning Valves 41

Accessories 40 - 41

Power Steering Pumps

Saginaw 32 - 33

Type II 30 - 31

Promotional Materials 48

Starters

Diesel 20

GM 17 - 18

Ford 19 - 20

AMC/Chrysler/Jeep 18

Accessories 21

Technical

FAQ's 44 - 47

Water Pumps

GM 23 - 26

Ford 27 - 28

Chrysler 28

Accessories 29

TUFF MUDDER



ALTERNATORS and STARTERS FOR JEEP WRANGLER JK

With nearly 50% more amperage than stock, these alternators have VERY HIGH OUTPUT to power everything from winches to auxiliary lighting. See pages 12 and 18.

What's NEW!



MAX AMP ALTERNATORS

Up to 165 Amps at idle, 225 AMPS MAX! With over 100% more amperage than stock, these alternators replace nearly all GM and Ford original muscle car and light truck alternators from 1963 to 1994. See pages 2 & 8.



POWER STEERING PUMPS FOR GM PICKUP TRUCKS

Available in chrome plated or stealth black, these direct fit pumps include a billet chrome cap and dipstick. New Hydro-Boost pumps for OEM and custom builds. See pages 32-33.



FINISHES

Black Chrome finish provides a distinctive look and the **Factory Cast PLUS+** finish will never oxidize or discolor and will look like NEW forever!

www.tuffstuffperformance.com

Alternators



PERFECT

For high horsepower muscle cars, hot rods, show cars, custom trucks and daily drivers.

OEM or 1-Wire

Whether you prefer an OEM plug-in or a clean 1-wire installation, most Tuff Stuff alternators are available in either configuration - or both!

FINISHES

Include chrome plated, polished aluminum, black chrome, stealth black, powder coated in a variety of colors and Factory Cast PLUS+.


ALL TUFF STUFF ALTERNATORS ARE QUALITY BUILT IN USA!

NEW!


MAX AMP by TUFF STUFF

MAX AMP ALTERNATORS FROM IDLE TO REDLINE!


8319, 8320, 8321



8319C1G1W



8320FC1GOE




8321B6GOE

MAX AMP Alternators charge up to 165 Amps at idle – 225 Amps at full charge! Stock form factor **REPLACES NEARLY ALL ORIGINAL GM MUSCLE CAR AND TRUCK ALTERNATORS**, specifically the 10DN, 10SI and CS130 alternators from 1963 to 1994! 1-Wire or OEM hookup with internal voltage regulator for fast, simple installation. OEM style alternators include harness adapter(s) for a simple plug-and-play installation with 10SI and CS130 plugs. Requires a #4 or #2 gauge charge wire - depending on length - for safe operation.

SERIES	PULLEY	FACTORY CAST PLUS+		STEALTH BLACK		CHROME	
		OEM	1-Wire	OEM	1-Wire	OEM	1-Wire
7127/7935	1G	8319FC1GOE	8319FC1G1W	8319B1GOE	8319B1G1W	8319C1GOE	8319C1G1W
7127/7935	6G	8319FC6GOE	8319FC6G1W	8319B6GOE	8319B6G1W	8319C6GOE	8319C6G1W
7861	1G	8320FC1GOE	8320FC1G1W	8320B1GOE	8320B1G1W	8320C1GOE	8320C1G1W
7861	6G	8320FC6GOE	8320FC6G1W	8320B6GOE	8320B6G1W	8320C6GOE	8320C6G1W
7866/7937*	1G	8321FC1GOE	8321FC1G1W	8321B1GOE	8321B1G1W	8321C1GOE	8321C1G1W
7866/7937*	6G	8321FC6GOE	8321FC6G1W	8321B6GOE	8321B6G1W	8321C6GOE	8321C6G1W

The **7127/7935** Series alternators are the same form factor as the Delco 10DN - 1963 to 1970 GM cars and light trucks, the Delco 10SI - 1971 to 1986 GM cars and light trucks, and the Delco CS130 1987 to 1994 GM cars and light trucks with a straight 6.60" hole spacing. The **7866** Series alternators are the same form factor as the Delco CS130 1987 to 1994 GM cars and light trucks with a 6.125" straight hole spacing. The **7861** Series alternators are the same form factor as the Delco CS130 1987 to 1994 GM cars and light trucks with a left-offset 5.25" hole spacing. 7937* 1-Wire only, not OEM..

NEW!



ALTERNATOR & A/C BRACKET KITS

Universal high-mount bracket kits for small & big block Chevy engines include all brackets and hardware needed for a quick, simple installation. These kits eliminate the hassles of adapting stock brackets. They are made from high strength 1/4" plate steel and are stealth black powder coated for a long-lasting finish. Quality made in USA. Requires A GM 10SI, 12SI or CS130 style alternator or a Sanden SD508 style compressor, NOT Included.

Bracket Kits for Chevrolet	Alternator	A/C Comp
Small block w/Short water pump	7667B	8493B
Small block w/Long water pump	7668B	8494B
Big block w/Short water pump	7669B	8495B
Big block w/Long water pump	7670B	8496B

UNIVERSAL FIT 10SI GM STYLE ALTERNATORS w/INTERNAL REGULATOR 7127 7139 7140

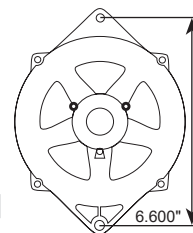
Most 1971-86 GM cars and light trucks, 1-Wire or OEM hookup, 10-32 grounding tab

Silver Bullet

Finish	Pulley	65 AMP	80 AMP	100 AMP	140 AMP	100 AMP	140 AMP
Chrome	V	7127NG* 7127NJ	7127NB	7127ND	7127NK	7139ABULL	7140ABULL
Chrome	6G		7127NB6G	7127ND6G	7127NK6G	7139ABULL6G	7140ABULL6G
Polished	V	7127NJP	7127NBP	7127NDP	7127NKP	7139BBULL	7140BBULL
Polished	6G		7127NBP6G	7127NDP6G	7127NKP6G	7139BBULL6G	7140BBULL6G
Black chrome	V			7127ND7	7127NK7	7139ABULL7	7140ABULL7
Black chrome	6G			7127ND6G7	7127NK6G7	7139ABULL6G7	7140ABULL6G7
Stealth black	V	7127NH*	7127NE	7127NF	7127NKB	7139FBULL	7140FBULL
Stealth black	6G		7127NE6G	7127NF6G	7127NKB6G	7139FBULL6G	7140FBULL6G
Black wrinkle	V			7127NFBW	7127NKBW		
Black wrinkle	2V			7127NFBWDP	7127NKBWDP		
Black wrinkle	6G			7127NFBW6G	7127NKBW6G		
Black primer	V			7127RATBLK			
Gray primer	V			7127RATGRAY			
Yellow	V			7127NFYELLOW		7139FBULLY	
Orange	V			7127NFORANGE		7139FBULLOR	
Red	V			7127NFRED		7139FBULLRED	
Red oxide	V			7127RATRED			
Blue	V			7127NFBBLUE		7139FBULLBLU	
Cast PLUS+	V		7127	7127D	7127K	7127DBULL	7127KBULL
Cast PLUS+	6G			7127D6G	7127K6G	7127DBULL6G	7127KBULL6G

* 6 Volt negative ground with a 1-wire voltage regulator - NOT an OEM hookup.

Case depth: 4.85", lower mount boss: 2.00" long



7102, 7127, 7139, 7140

DIRECT FIT 10SI GM STYLE ALTERNATORS w/INTERNAL REGULATOR 7127 7139 7140

These alternators are for specific fit applications per the Year-Make-Model lookup on tuffstuffperformance.com. They are indexed to OEM specifications and are a direct fit OEM replacement. They can be used with the OEM wiring plug or as a 1-wire alternator.

Clock		6 o'Clock		9 o'Clock		12 o'Clock	
Finish	Pulley	100 AMP	140 AMP	100 AMP	140 AMP	100 AMP	140 AMP
Chrome	1G	7127ND6	7127NK6	7127ND9	7127NK9	7127ND12	7127NK12
Chrome	6G					7127ND6G12	7127NK6G12
Polished	1G	7127NDP6	7127NKP6	7127NDP9	7127NKP9	7127NDP12	7127NKP12
Polished	6G					7127NDP6G12	7127NKP6G12
Stealth Black	1G	7127NF6	7127NKB6	7127NF9	7127NKB9	7127NF12	7127NKB12
Stealth Black	6G					7127NF6G12	7127NKB6G12
Cast PLUS+	1G	7127D6	7127K6	7127D9	7127K9	7127D12	7127K12
Cast PLUS+	6G					7127D6G12	7127K6G12

Silver Bullet

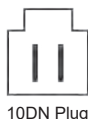
Chrome	1G	7139ABULL6 7140ABULL6	7139ABULL9 7140ABULL9	7139ABULL12 7140ABULL12
Chrome	6G			7139ABULL6G12 7140ABULL6G12
Polished	1G	7139BBULL6 7140BBULL6	7139BBULL9 7140BBULL9	7139BBULL12 7140BBULL12
Polished	6G			7139BBULL6G12 7140BBULL6G12
Stealth Black	1G	7139FBULL6 7140FBULL6	7139FBULL9 7140FBULL9	7139FBULL12 7140FBULL12
Stealth Black	6G			7139FBULL6G12 7140FBULL6G12

10DN GM STYLE EXTERNAL REGULATOR

Most 1963-70 GM cars and light trucks

Must be used with a solid state external voltage regulator like Tuff Stuff 7635. OEM wire hookup. 10-32 grounding tab

Finish	Pulley	80 AMP	100 AMP	140 AMP
Chrome	V	7102NA	7102NC	7102NK
Polished	V	7102NAP	7102NCP	7102NPK
Stealth black	V	7102NF	7102NE	7102NFK
Black wrinkle	V	7102BW	7102NFBW	7102NKBW
Cast PLUS+	V	7102	7102C	7102K
Yellow	V	7102NFYELLOW		
Orange	V	7102NFORANGE		
Red	V	7102NFRED		
Blue	V	7102NFBBLUE		



10DN Plug



Dimensions, specifications and instructions available at tuffstuffperformance.com

GM Alternators



*Kool
Charger*

CS130 GM STYLE ALTERNATORS INTERNAL REGULATOR

Fits most 1987-94 GM cars and light trucks, 1-wire or OEM hookup

Features both internal and external cooling fans

Dimensions and specifications available at TuffStuffperformance.com

Silver Bullet alternators have a side post battery terminal, all others have a back post battery terminal



7860F

Finish	Pulley	Back Post			Side Post
		105 AMP	160 AMP	160A Bullet	160A Silver Bullet
Chrome	V	7860D	7860F		7860ABULL
Chrome	6G	7860D6G	7860F6G	7860F6G22	7860ABULL6G
Polished	V	7860DP	7860FP		7860BBULL
Polished	6G	7860DP6G	7860FP6G	7860FP6G22	7860BBULL6G
Stealth black	V	7860E	7860G		7860CBULL
Stealth black	6G	7860E6G	7860G6G	7860G6G22	7860CBULL6G
Cast PLUS+	6G	7860-16G	7860K-16G	7860K-16G22	



7861KBULL6G

Finish	Pulley	Back Post			Side Post
		105 AMP	160 AMP	160A Bullet	160A Silver Bullet
Chrome	V	7861D	7861F		7861ABULL
Chrome	6G	7861D6G	7861F6G	7861F6G22	7861ABULL6G
Polished	V	7861DP	7861FP		7861BBULL
Polished	6G	7861DP6G	7861FP6G	7861FP6G22	7861BBULL6G
Stealth black	V	7861E	7861G		7861CBULL
Stealth black	6G	7861E6G	7861G6G	7861G6G22	7861CBULL6G
Cast PLUS+	6G	7861-16G	7861K-16G	7861K-16G22	7861KBULL6G NEW!



7866E6G

Finish	Pulley	Back Post			Side Post
		105 AMP	160 AMP	160A Bullet	160A Silver Bullet
Chrome	V	7866D	7866F		7866ABULL
Chrome	6G	7866D6G	7866F6G	7866F6G22	7866ABULL6G
Polished	V	7866DP	7866FP		7866BBULL
Polished	6G	7866DP6G	7866FP6G	7866FP6G22	7866BBULL6G
Stealth black	V	7866E	7866G		
Stealth black	6G	7866E6G	7866G6G	7866G6GS22	
Cast PLUS+	6G	7866-16G	7866K-16G	7866K-16G22	



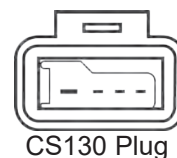
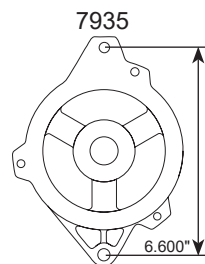
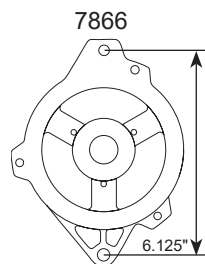
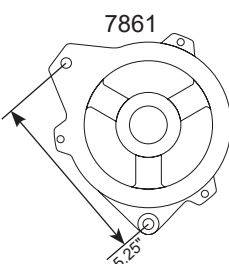
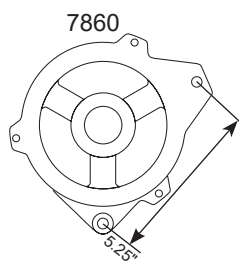
7935F6G

Finish	Pulley	Back Post			Side Post
		105 AMP	160 AMP	160A Bullet	160A Silver Bullet
Chrome	V	7935D	7935F		7935ABULL
Chrome	6G	7935D6G	7935F6G	7935F6G22	7935ABULL6G
Polished	V	7935DP	7935FP		7935BBULL
Polished	6G	7935DP6G	7935FP6G	7935FP6G22	7935BBULL6G
Stealth black	V	7935E	7935G		7935CBULL
Stealth black	6G	7935E6G	7935G6G	7935G6G22	7935CBULL6G
Cast PLUS+	V	7935-11G	7935K-11G		
Cast PLUS+	6G	7935-16G	7935K-16G	7935K-16G22	
Cast PLUS+	V		7935H16V <16 volt 1-wire regulator)		

All CS130 alternators can be used as a 1-wire or OEM hookup!

MORE CLEARANCE!

Silver Bullet 160 amp 1-wire alternators have a smooth, flat back and a side post battery terminal for tight, against the block applications. Case depth is 4.36" and the lower mounting boss is 2.00" long.



CS144 GM STYLE INT REGULATOR

1984-90 GM Cars & light trucks, OEM wiring

Include a universal wire harness that converts a CS144 connector to a 10SI connector

Finish	Pulley	170 AMP	250 AMP
Chrome	V	7290NA	7290NE
Chrome	6G	7290NA6G	7290NE6G
Polished	V	7290NAP	7290NEP
Polished	6G	7290NAP6G	7290NEP6G
Stealth black	V	7290NB	7290NF
Stealth black	6G	7290NB6G	7290NF6G
Cast PLUS+	V	7290NC	7290ND
Cast PLUS+	6G	7290NC6G	7290ND6G

1987 Buick Regal 3.8 w/Turbo, OEM Wiring

1990-96 Corvette ZR1 350, OEM wiring

Finish	Pulley	170 AMP	250 AMP
Chrome	6G	7864A	7864D
Polished	6G	7864AP	7864DP
Stealth black	6G	7864B	7864C
Cast PLUS+	6G	7864ND	7864NK

1994-96 Corvette 350 LT1, OEM wiring

Finish	Pulley	170 AMP	250 AMP
Chrome	6G	8173NA	8173NE
Polished	6G	8173NAP	8173NEP
Stealth black	6G	8173NB	8173NF
Cast PLUS+	6G	8173ND	8173NK

1994-96 Impala 350 LT1, OEM wiring

Finish	Pulley	170 AMP	250 AMP
Chrome	6G	8112NA	8112NE
Polished	6G	8112NAP	8112NEP
Stealth black	6G	8112NB	8112NF
Cast PLUS+	6G	8112ND	8112NK

1998-00 GM light trucks & SUV, OEM wiring

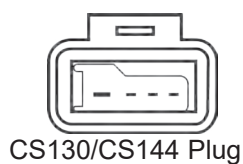
Finish	Pulley	170 AMP	250 AMP
Chrome	6G	8219NA	8219NE
Polished	6G	8219NAP	8219NEP
Stealth black	6G	8219NB	8219NF
Cast PLUS+	6G	8219ND	8219NK



REPLACEMENT ALTERNATOR PLUG

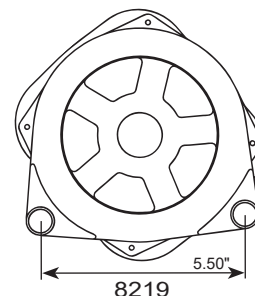
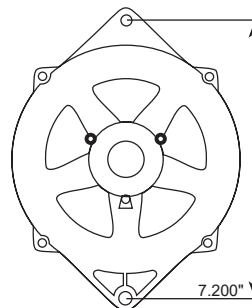
Fits CS130 and CS144 alternators

Ideal replacement for worn or damaged plug 7520C



TECH TIP

If your alternator plug is damaged or missing, Tuff Stuff offers new replacements, complete with color coded wire pigtails. See page 14 for details.



7290, 7864, 8112, 8173
Note that the top hole is not threaded on 7864 & 8112



7721



7722NA



7723NB



7724NB

CORVETTE 1997 - 2004

Valeo style alternator, OEM wiring

1997-00 all, 2001 w/manual trans

Internal voltage regulator, 6" bolt spacing

Finish	Pulley	110 AMP
Chrome	6G	7721NA
Polished	6G	7721NAP
Stealth black	6G	7721NB
Cast Plus+	6G	7721

2001 w/auto trans, OEM wiring

Finish	Clutched pulley	110 AMP
Chrome	6GC	7723NA
Stealth black	6GC	7723NB
Cast Plus+	6GC	7723N

2002-04 w/auto trans, 2005-09 all, OEM

Finish	Clutched pulley	150 AMP
Chrome	6GC	7722NA
Polished	6GC	7722NAP
Stealth black	6GC	7722NB
Cast Plus+	6GC	7722N

2004-10 w/manual trans, OEM wiring

Finish	Pulley	150 AMP
Chrome	6G	7724NA
Stealth black	6G	7724NB



7937A



7937ST

CS121 GM STYLE MINI


7937

Designed for tight configurations such as high performance, street rods or race cars. Internal and external cooling fans, internal voltage regulator. *Note that the 12 volt alternators can be used as a 1-wire or OEM hookup, the 16 volt alternators are a 1-wire only.*

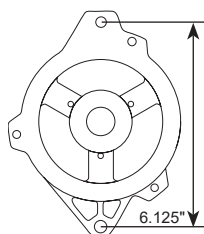
Finish	Pulley	12 Volt	12 Volt	16 Volt*
		Side Terminal	Back Terminal	Back Terminal
		120 AMP	120 AMP	120 AMP
Chrome	V	7937AST	7937A	7937A16V
Chrome	6G	7937AST6G	7937A6G	
Polished	V	7937APST	7937AP	7937AP16V
Polished	6G	7937APST6G		
Stealth black	V	7937BST	7937B	7937B16V
Stealth black	6G	7937BST6G	7937B6G	
Cast PLUS+	V	7937ST	7937	793716V
Cast PLUS+	6G	7937ST6G	79376G	

A slightly larger CS130 alternator with a Factory Cast PLUS+ finish and a 16 volt regulator, 160 amp output, 1-wire with a single groove pulley is available, part number 7935H16V.

16 VOLT VERSION ALSO AVAILABLE!



Every alternator is load tested to meet or exceed stated output!



TECH TIP

A 1-wire alternator requires a single wire to connect the alternator to the battery. It does away with the factory alternator wiring harness and cleans up under hood wiring.

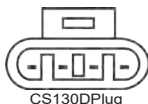
CS130D LATE MODEL GM STYLE INTERNAL REG

1996-02 GM pickup trucks & vans, 1-wire or OEM hookup

Finish	Pulley	Back Post		Side Post	
		125 AMP	175 AMP	125AMP	175 AMP
Chrome	6G	8206NA	8206NC	8206NA1	8206NC1
Polished	6G	8206NAP	8206NCP	8206NAP1	8206NCP1
Stealth black	6G		8206NB		8206NB1
Cast PLUS+	6G	8206	8206ND	82061	8206ND1

1998-02 Camaro & Firebird 350, 1-wire or OEM hookup, std back post

Finish	Pulley	125 AMP	175 AMP
Chrome	6G	8242NA	8242NC
Polished	6G	8242NAP	8242NCP
Stealth black	6G		8242NB
Cast PLUS+	6G	8242	8242ND



1998-03 GM pickup trucks & vans, standard back post

Finish	Pulley	OEM Wiring		1-Wire	
		125 AMP	175 AMP	125 AMP	175 AMP
Chrome	6G	8233NA	8233NC	8233NA1	8233NC1
Polished	6G	8233NAP	8233NCP	8233NAP1	8233NCP1
Stealth black	6G		8233NB		8233NB1
Cast PLUS+	6G	8233	8233ND	82331	8233ND1

2001-05 GM pickup trucks, standard back post

Finish	Pulley	OEM Wiring		1-Wire	
		125 AMP	175 AMP	125 AMP	175 AMP
Chrome	6G	8283NA	8283NC	8283NA1	8283NC1
Polished	6G	8283NAP	8283NCP	8283NAP1	8283NCP1
Stealth black	6G		8283NB		8283NB1
Cast PLUS+	6G	8283	8283ND	82831	8283ND1

AD244 GM TRUCK & SUV INTERNAL REGULATOR

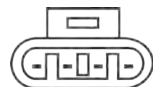
2005-07 GM Truck & SUV w/2 pin regulator, OEM wire

Finish	Pulley	180 AMP	230 AMP	230 AMP S-BULLET
Chrome	6G	8302A	8302C	8302CBULL6G
Polished	6G	8302AP	8302CP	
Stealth black	6G	8302B	8302D	
Cast PLUS+	6G	8302		



1999-04 GM Truck & SUV, 1-wire or OEM, back post, 4 pin regulator

Finish	Pulley	180 AMP	230 AMP	230 AMP S-BULLET
Chrome	6G	8237A	8237C	8237CBULL
Polished	6G	8237AP	8237CP	8237CPBULL
Stealth black	6G		8237B	
Cast PLUS+	6G	8237	8237D	



2006 GM SSR w/auto trans & clutch pulley, OEM wire

Finish	Pulley	180 AMP	230 AMP
Chrome	6GC	8299A	8299D
Polished	6GC	8299AP	8299DP
Stealth black	6GC	8299E	8299F
Cast PLUS+	6GC	8299B	8299C

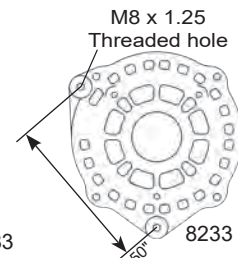
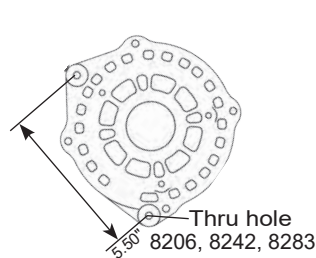
2004-05 GM SSR all, 2006 manual only, OEM wire

Finish	Pulley	180 AMP	230 AMP
Chrome	6G	8292A	8292D
Polished	6G	8292AP	8292DP
Cast PLUS+	6G	8292B	8292C

1999 Silverado, 1-wire or OEM wire

Finish	Pulley	105 AMP
Chrome	6G	8238A
Polished	6G	8238AP
Stealth black	6G	8238B
Cast PLUS+	6G	8238

For trucks, SUV's, high performance street machines, street rods, show cars, extreme stereo/video, RV's and hydraulics



Ford Alternators



NEW!

MAX  AMP

by TUFF STUFF



8441C1G1W

8441B1G1W

8441FC1G1W

FORD 1G-2G SMALL CASE

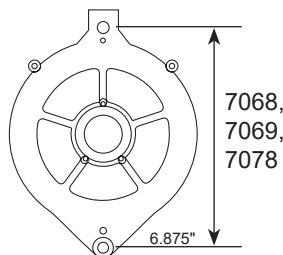
8441

MAX AMP Alternators charge up to 165 Amps at idle – 225 Amps at full charge! Stock form factor **REPLACES MOST ORIGINAL FORD MUSCLE CAR AND TRUCK ALTERNATORS**, specifically the 7068, 7078 and 7716 alternators from 1963 to 1995 w/6.875" bolt spacing. **1-Wire** hookup with internal voltage regulator for fast, simple installation. **Requires** a #4 or #2 gauge charge wire - depending on length - for safe operation. These alternators **CANNOT** be re-clocked. Don't try, it will void your warranty.

Pulley	Stealth Black	Chrome Plated	Factory Cast Plus+
1-Groove	8441B1G1W	8441C1G1W	8441FC1G1W
6-Groove	8441B6G1W	8441C6G1W	8441FC6G1W



7068ABULL



FORD "SMOOTH BACK" 1-WIRE HYBRID INTERNAL REGULATOR

Most 1961-85 small case applications. **Does NOT FIT FE engines** Silver Bullet


Finish	Pulley	100 AMP	140 AMP	100 AMP	140 AMP
Chrome	V	7068RD		7068ABULL	7069ABULL
Chrome	6G	7068RD6G		7068ABULL6G	7069ABULL6G
Polished	V	7068RDP		7068BBULL	7069BBULL
Polished	6G	7068RDP6G		7068BBULL6G	7069BBULL6G
Black chrome	V	7068RD7		7068ABULL7	7069ABULL7
Black chrome	6G	7068RD6G7		7068ABULL6G7	7069ABULL6G7
Stealth black	V	7068RF		7068FBULL	7069FBULL
Stealth black	6G	7068RF6G		7068FBULL6G	7069FBULL6G
Black wrinkle	V	7068NGBW	7068NKBW		
Yellow	V	7068RDYELLOW		7068FBULLY	
Yellow	6G	7068RF6GY		7068FBULL6GY	
Red	V	7068RFRED		7068FBULLRED	
Red	6G	7068RF6GRED		7068FBULL6GR	
Blue	V	7068RDBLUE		7068FBULLBLU	
Blue	6G	7068RF6GBLUE		7068FBULL6GB	
Cast PLUS+	V	7068	7068K	7068BULL	7068KBULL
Cast PLUS+	6G	70686G	7068K6G	7068BULL6G	7068KBULL6G

Use 7771
for 150 or 200
amp upgrade

FORD 1G SMALL CASE/HYBRID

7078

Most 1961-85 small case alternators



7078NA

7078RF6G

Finish	Pulley	OEM Wire	1-Wire Hybrid		OEM Wire Hybrid	
		70 AMP	70 AMP	100 AMP	100 AMP	140 AMP
Chrome	V	7078NA*	7078NB	7078ND	7078NC	7078NK
Chrome	6G				7078NC6G	
Polished	V	7078NAP*	7078NBP	7078NDP	7078NCP	7078NKP
Stealth black	V	7078NH*	7078NE	7078NF	7078NG	7078NKB
Stealth black	6G			7078NF6G		
Black wrinkle	V				7078NGBW	7078NKBW
Yellow	V	7078NHYELLOW*				
Red	V	7078NHRED*				
Blue	V	7078NHBBLUE*				
Cast PLUS+	V	7078*				7078NJ

TECH TIP

A HYBRID alternator uses a Ford style front case and GM style electronics and back case to provide up to double the factory amp output! Note that the Hybrid alternator is 1/4" longer than the stock small case Ford alternator.

***The only alternators that fit the stock FE engines are the 70 amp OEM wire alternators.** 1-Wire alternators have an internal voltage regulator. OEM wire alternators require the use of an external regulator like Tuff Stuff 7540, not included. Hybrid alternators feature a case that is 1/4" longer than the stock Ford small OE case. Can substitute 7068 or 7069 for 1-wire applications. 7078NC and 7078NC6G include wiring harness. Use 7771 for 150 or 200 amp upgrade.

FORD 1G - 3G LARGE CASE 7074

Most 1973-91 large case alternators, OEM wiring

Finish	Pulley	1Gen Series	3Gen Series
		100 AMP	225 AMP
Chrome	V	7074RA	7074RD
Stealth black	V	7074RI	7074RK
Cast PLUS+	V	7074RF	7074RG

1Gen series requires an external regulator, 3Gen series has an internal regulator, 8.062" bolt spacing.



7074RA



7074RK

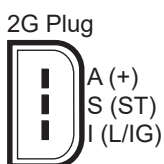
FORD 2G INTERNAL REGULATOR 7716

1987-95 5.0L, OEM wiring

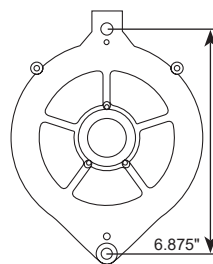
Finish	Pulley	75 AMP	100 AMP
Chrome	6G Bullet	7716ABULL	
Chrome	6G	7716A	7716B
Polished	6G	7716AP	7716BP
Stealth black	6G		7716C
Cast PLUS+	6G	7716	7716E

Use 7771 for 150 or 200 amp upgrade

Use 7068 or 7069 for 1 wire version



2G Plug



7716 & 7771

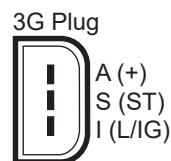


7716E


FORD 3G INTERNAL REGULATOR, OEM WIRING 7771

Most 1993-00 5.0L, OEM wiring except where noted - includes early model harness

Finish	Pulley	150 AMP	225 AMP	225 AMP SILVER BULLET
Chrome	V	7771A	7771D	7771DBULL
Chrome	6G	7771A6G	7771D6G	7771DBULL6G
Polished	V	7771AP		7771DPBULL
Polished	6G	7771AP6G		7771DPBULL6G
Stealth black	V	7771B	7771C	7771CBULL
Stealth black	6G	7771B6G	7771C6G	7771CBULL6G
Stealth black	V	7771BW <1-wire regulator		
Stealth black	6G	7771BW6G <1-wire regulator		NEW!
Yellow	V	7771AYELLOW	7771DYELLOW	
Yellow	6G	7771A6GY	7771D6GY	
Red	V	7771ARED	7771DRED	
Red	6G	7771A6GRED	7771D6GRED	
Blue	V	7771ABBLUE	7771DBBLUE	
Blue	6G	7771A6GBBLUE	7771D6GBBLUE	
Cast PLUS+	V	7771	7771F	7771FBULL
Cast PLUS+	6G	77716G	7771F6G	7771FBULL6G



3G Plug



7771DBULL6G



7771B

FORD 3G INT REGULATOR, OEM WIRING

4.6L, 5.4L & 6.8L, OEM wiring SILVER BULLET

Finish	Pulley	150 AMP	225 AMP	225 AMP
Chrome	7G	7764A	7764D	7764DBULL
Polished	7G	7764AP	7764DP	7764DPBULL
Stealth black	7G	7764B	7764C	7764CBULL
As cast	7G	7764	7764E	7764EBULL

1997-02 Pick up trucks, vans & SUV's, OEM wiring

Chrome	8G	7791A	7791D	7791DBULL
Polished	8G	7791AP	7791DP	7791DPBULL
Stealth black	8G	7791B	7791C	7791CBULL
Cast PLUS+	8G	7791E	7791F	7791FBULL

1992-04 Pick up trucks, vans & SUV's, OEM wiring

Chrome	8G	7768A	7768D	7768DBULL
Polished	8G	7768AP	7768DP	7768DPBULL
Stealth black	8G	7768B	7768C	7768CBULL
Cast PLUS+	8G	7768E	7768F	



7764A



7791F



7768CBULL

Ford Alternators



MAX AMP

High Amp Alternators

- 175 or 250 Amps at MAX!
- 135 or 211 Amps at IDLE
- 6-Phase, hairpin style stator design
- Super-duty electronics for Max Amps!

NEW!



8440A



8439B

FORD MAX AMP INTERNAL REGULATOR

2011-17 3.7L and 2011-2015 5.0L Mustang without Turbo, 6G clutch pulley, OEM wiring

Finish	175 Amps	250 Amps
Chrome	8439C	8440C
Polished	8439P	8440P
Stealth Black	8439B	8440B
Factory Cast PLUS+	8439A	8440A

7787B



7787D



FORD 4G INT REGULATOR, OEM WIRING

1996-03 4.0 & 5.0L Explorer, 6G pulley, OEM wiring

Finish	130 AMP	225 AMP
Chrome	7787A	7787D
Polished	7787AP	7787DP
Stealth black	7787B	7787C
Cast PLUS+	7787E	7787F

1995-04 4.6L Full size cars/SUV's, 6G pulley, OEM wiring

Finish	150 AMP	225 AMP
Chrome	7773A	7773D
Polished	7773AP	7773DP
Stealth black	7773B	7773C
Cast PLUS+	7773	



7773D



8251

1999-04 5.4L F-series Lightning only, 6G pulley, OEM wiring

Finish	130 AMP	225 AMP
Chrome	8251A	8251D
Polished	8251AP	8251DP
Stealth black	8251B	8251C
Cast PLUS+	8251	8251E



7781A



7781B

1996-02 4.6L DOHC & Bullitt GT, 6G pulley, OEM wiring

Finish	150 AMP	225 AMP
Chrome	7781A	7781D
Polished	7781AP	7781DP
Stealth black	7781B	7781C
Yellow	7781AYELLOW	7781DYELLOW
Red	7781ARED	7781DRED
Blue	7781ABBLUE	7781DBLUE
Cast PLUS+	7781	7781N



8436A

4G Plug



A (S)
D
I (L/IG)

2003-04 Cobra & Mach 1 4.6L DOHC

w/o supercharger, 6G clutched pulley, OEM wiring

Finish	135 AMP	225 AMP
Chrome	8436A	8436D
Polished	8436AP	8436DP
Stealth black	8436B	8436C
Cast PLUS+	8436E	8436K

Product dimensions and specifications available at tuffstuffperformance.com

FORD 6G INTERNAL REG, OEM WIRING

1999-02 Ford F diesel w/single or dual alternators, top position
2000-03 Ford Excursion w/7.3L diesel

Finish	Pulley	150 AMP	200 AMP
Chrome	8G	7796A	7796D
Polished	8G	7796AP	7796DP
Stealth black	8G	7796B	7796C
Cast PLUS+	8G	7796	7796F

1999-04 Mustang 4.6L SOHC

Finish	Pulley	135 AMP	225 AMP
Chrome	6G	8252A	8252D
Polished	6G	8252AP	8252DP
Stealth black	6G	8252B	8252C
Yellow	6G	8252AYELLOW	8252DYELLOW
Red	6G	8252ARED	8252DRED
Blue	6G	8252ABLUE	8252DBLUE
Cast PLUS+	6G	8252	8252E

2001-04 Mustang 3.8L w/o supercharger

Finish	Pulley	110 AMP	225 AMP
Chrome	6G	8266A	8266D
Polished	6G	8266AP	8266DP
Stealth black	6G	8266B	8266C
Cast PLUS+	6G	8266E	8266F

110 amp unit has a **small** case, 225 amp has a **large** case

2003-04 Mustang 4.6L Cobra Supercharged DOHC

Finish	Pulley	110 AMP	225 AMP
Chrome	8G	8266A8G	8266D8G
Polished	8G	8266AP8G	8266DP8G
Stealth black	8G	8266B8G	8266C8G
Cast PLUS+	8G	8266E8G	8266F8G

110 amp unit has a **small** case, 225 amp has a **large** case
Bullet nose pulley ▶

2004-06 F-series 4.6L, 5.4L & Lincoln 5.4L Mark Series

Finish	Pulley	135 AMP	225 AMP
Chrome	6G	8318A	8318D
Polished	6G	8318AP	8318DP
Stealth black	6G	8318B	8318C
Cast PLUS+	6G	8318	8318E

2005-08 Mustang 4.0L V6 and others

Finish	Pulley	135 AMP	225 AMP
Chrome	6G	8437A	8437D
Polished	6G	8437AP	8437DP
Stealth black	6G	8437B	8437C
Cast PLUS+	6G	8437E	8437F

2005-08 Mustang 4.6L V8 and others w/clutch pulley

Finish	Pulley	135 AMP	225AMP
Chrome	6GC	8438A	8438D
Polished	6GC	8438AP	8438DP
Stealth black	6GC	8438B	8438C
Cast PLUS+	6GC	8438E	8438F

Chrome Roush SC 6GC 8438ASC 8438DSC

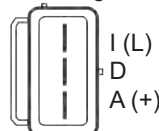


7796A



7796C

6G Plug



7796, 8252, 8266



8252N



8266A



8266F



8266E8G



8266C8G

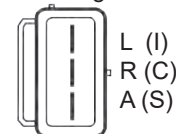


8318A



8318B

6G Plug




8318, 8437, 8438



8437A



8438C



Clutch Pulley

8438DSC

Chrysler Alternators



8509RASP

CHRYSLER OEM STYLE ALTERNATORS

8509/9509

Early 1960-88		OEM Wire	1-Wire	OEM Wire	1-Wire	OEM Wire	1-Wire
Finish	Pulley	60 AMP	60 AMP	100 AMP	100 AMP	130 AMP	130 AMP
Chrome	1G	8509RASP	8509RBSP	8509RCSP	8509RDSP	9509RCSP	9509RDSP
Chrome	2G	8509RADP	8509RBDP	8509RCDP	8509RDDP	9509RCDP	9509RDDP
Polished	1G	8509RAPSP	8509RBPSP	8509RCPSP	8509RDPSP	9509RCPSP	9509RDPSP
Polished	2G	8509RAPDP	8509RBDPDP	8509RCPDP	8509RDPDP	9509RCPDP	9509RDPDP
Black chrome	1G		8509RBSP7	8509RCSP7	8509RDSP7		9509RDSP7
Black chrome	2G		8509RBDP7		8509RDDP7		9509RDDP7
Stealth black	1G	8509RJSP	8509RGSP	8509RFSP	8509RESP	9509RFSP	9509RESP
Stealth black	2G	8509RJDP	8509RGDP	8509RFDP	8509REDP	9509RFDP	9509REDP
Cast PLUS+	1G	8509SP		8509CSP	8509DSP	9509CSP	9509DSP
Cast PLUS+	2G	8509		8509DP	8509DDP	9509DP	9509DDP

OEM wire hookup requires a solid state external voltage regulator like Tuff Stuff 7524 or 7545, not included. 1-Wire alternators include external voltage regulator.



7513G



7516B



7517G

NEW!



7511B



7091NFBW



7510E



7510D

JEEP WRANGLER JK TUFF MUDDER

6-Phase square wire design provides maximum amperage output. Features dual plate rectifiers with 12 diodes and twin internal fans. External regulator.

2007-2011 w/3.8L V6, OEM wiring

Finish	Pulley	175 AMP	250 AMP
Chrome	6G	7513C	7515C
Army Green	6G	7513G	7515G
Black Wrinkle	6G	7513B	7515B

2012-2018 w/3.6L V6, OEM wiring

Finish	Pulley	175 AMP	250 AMP
Chrome	6G	7514C	7516C
Army Green	6G	7514G	7516G
Black Wrinkle	6G	7514B	7516B

JEEP WRANGLER & GLADIATOR JT/JL

2018-2022 w/3.6L V6, OEM wiring

Finish	Pulley	240 AMP
Chrome	6G	7517C
Army Green	6G	7517G
Black Wrinkle	6G	7517B

DODGE/JEEP EXT REGULATOR 7511

1999-01 Dodge & Jeep, Denso style, OEM wiring

Finish	Pulley	90 AMP	175 AMP
Chrome	7G	7511A	7511C
Stealth black	7G	7511F	7511E
Cast PLUS+	7G	7511B	7511D

JEEP CJ INTERNAL REGULATOR 7091

Jeep CJ w/2.2L, 3.7L, 3.8L, 4.2L, 5.0L, Hybrid 1-wire

Finish	Pulley	100 AMP	140 AMP
Black Wrinkle	1G	7091NFBW	7091NKBW

DODGE/JEEP EXTERNAL REG 7510

1988-96 Dodge Dakota, Ram Charger, Ram pickup & B-series van

1991-98 Cherokee, Grand Cherokee & Grand Cherokee Limited

1991-96 Jeep Wrangler, Denso style, OEM wiring

Finish	Pulley	90 AMP	175 AMP
Chrome	7G	7510A	7510C
Polished	7G	7510AP	7510CP
Stealth black	7G	7510F	7510E
Cast PLUS+	7G	7510B	7510D

MINI DENSO ALTERNATOR 7512

Denso style for performance cars, street rods and show cars with low amp requirements. Compact design with internal regulator, 55 amps, 1-wire, 1G pulley, 6lb.

Finish	Item
Chrome	7512A
Stealth black	7512B
Cast PLUS+	7512C



7512A



7512B

CHROME ALTERNATOR CASE KITS 7500

Use our famous "Tuff Stuff" finish on your own alternator. Kits include both front and rear housings, fan, pulley, nut, lockwashers and thru bolts

Application	Item	Application	Item
GM 10DN & Tuff Stuff 7102	7500B	GM 10SI & Tuff Stuff 7127	7500A
GM 12SI & Tuff Stuff 7294	7500J	GM CS130 w/6G pulley & TS 7860	7500I
GM CS130 w/6G pulley & TS 7861	7500F	GM CS130 w/6G pulley & TS 7866	7500G
GM CS130 w/6G pulley & TS 7935	7500H	GM CS130D w/6G pulley & TS 8206	7500L
GM CS144 & Tuff Stuff 8219	7500M	GM CS144 & Tuff Stuff 8173	7500P
Ford 1GEN & Tuff Stuff 7078	7500C	Ford 2GEN & Tuff Stuff 7716	7500E
Ford 3GEN & Tuff Stuff 7771	7500K	Ford 3GEN and Tuff Stuff 8252	7500N
Chrysler - & w/2G pulley & TS 8509	7500D		




7500A

FAN DISC - TURBO STYLE 7601

Increases airflow through alternator to better cool the internal icruity 5.5" diameter with a .670" center hole

Fits Tuff Stuff 10SI 7127, 7102, 7139, 7140, 7068, 7069

Finish	Item	Finish	Item
Chrome	7601A	Nickel	7601B
Stealth black	7601AB	Cast PLUS+	7601AC



7601A

FAN AND PULLEY KITS 7600

Fits Tuff Stuff 7102, 7127, 7139, 7140, 7068, 7069

Includes fan, pulley, lockwasher & nut

Finish	1 Groove	2 Groove	5 Groove	6 Groove
Chrome	7600A	7600B	7600C	7600D
Stealth black	7600AB	7600BB	7600CB	7600DB
Gold zinc	7600AD	7600BD	7600CD	7600DD
Cast PLUS+	7600AC	7600BC	7600CC	7600DC



7600A



7600B

BULLET NOSE FAN AND PULLEY KITS

Billet aluminum construction, includes nut and lockwasher.

Fits Tuff Stuff CS130, CS144
7860, 7861, 7866, 7935, 7290

Fits Tuff Stuff 7102, 7127
7139, 7140, 7068, 7069

Finish/Pulley	1 Groove	6 Groove	1 Groove	6 Groove
Chrome	7666A	7666C	7679A	7679C
Polished	7666B	7666D	7679B	7679D
Stealth Black	7666BC	7666DC	7679BC	7679DC
Cast PLUS+	7666BD	7666DD	7679BD	7679DD



7666DD



7679A

BULLET NOSE PULLEY KITS

Fits Tuff Stuff 7102, 7127, 7139, 7140, 7068, 7069,
7078, CS130, CS144 & Hy-Brid. Inc nut and lockwasher.

Fits Tuff Stuff
Ford 3, 4 & 6 Gen

Finish	1G	2G	5G	6G	7G	8G
Chrome	7650A	7651A	7652A	7653A	7654A	7655A
Polished	7650B	7651B	7652B	7653B	7654B	7655B
Stealth black	7650C	7651C	7652C	7653C	7654C	7655C
Cast PLUS+	7650D	7651D	7652D	7653D	7654D	7655D



7655C



7650A

Pulley dimensions available at
tuffstuffperformance.com

INDIVIDUAL PULLEYS 7610


Fits Tuff Stuff 7102, 7127, 7139, 7140, 7068, 7069,
7078, CS130, CS144 & Hy-Brid. Inc nut and lockwasher.

Fits Tuff Stuff
Ford 3, 4 & 6Gen


Finish	1G	2G	5G	6G	7G	8G
Chrome	7610E	7610F	7610B	7610A	7610C	7610D
Stealth black	7610EB	7610FB	7610BB	7610AB	7610CB	7610DB
Gold zinc	7610ED	7610FD	7610BD	7610AD	7610CD	7610DD
Cast PLUS+	7610EC	7610FC	7610BC	7610AC	7610CC	7610DC



7610E



7610A



HEAVY DUTY CHARGE WIRES

Premium quality finely stranded copper wire with 5/16" copper ring terminals. Bright red oil and water resistant wire covering. Ideal for high amp alternators. Made in USA. **NEW!**

Length	8-Gauge	6-Gauge	4-Gauge
24"	754624	754824	754424
36"	754636	754836	754436
48"	754648	754848	754448
60"	754660	754860	

SOLID STATE VOLTAGE REGULATORS

External solid state voltage regulators are far more accurate and dependable than old style mechanical regulators. Features OEM style plug in connectors.

Application	Years	Item
GM 10DN	1962 - 1972	7635
Chrysler Electronic regulator	1970 - 1992	7524
Chrysler Electronic regulator	1969 - 1992	7545
Ford External	1963 - 1990	7540

1-WIRE VOLTAGE REGULATORS

Heavy duty voltage regulator resists voltage spikes

Application	Item
Fits GM 10SI 1-wire or OEM 7068, 7069, 7127, 7139, 7140	7639
Fits 7078 Ford 1-wire alternators	7530A
Fits Tuff Stuff 8509 & 9509 Chrysler 1-wire alternators	7530B

ALTERNATOR REPAIR KITS

Includes all of the small parts needed to rebuild an alternator including bearings

Application	Tuff Stuff Alternator	Item
GM 10SI 1-wire or OEM	7068, 7069, 7078 hybrid, 7127, 7139, 7140	7700A
Chrysler - early	8509, 9509	7700C
Ford 1GEN	7078, 7078NA	7700D
Ford 2GEN	7716	7700E

ALTERNATOR CONVERSION PIGTAILS

Allows the use of a higher amp GM CS130 or a CS144 alternator with a GM 10SI (7127, 7139 & 7140) wiring harness
 Converts 10SI to CS130/144 w/ind light (no resistor) 7625A
 Converts 10SI to CS130/144 w/o ind light (resistor) 7625B

Adapts CS130 to a CS130D wire harness 7520G

ALTERNATOR REPLACEMENT PIGTAILS

Replace worn or broken alternator connectors with Tuff Stuff's replacement pigtails to eliminate any electrical issues

Application	Tuff Stuff Alternator	Item
GM 10DN	7102, 7078NC (only)	7520B
GM 10SI	7127, 7139, 7140	7520A
GM CS121, CS130, CS144	7860, 7861, 7866, 7935, 7937, 8173	7520C
GM CS130D, AD244	8206, 8237	7520H
Ford 1GEN	7074	7520D
Ford 2GEN	7716 spade side	7520E
Ford 2GEN & 3GEN	7716 pin side	7520F
Ford 3GEN	7771	7520I

GM 10DN

GM 10SI

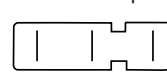
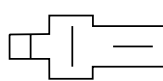
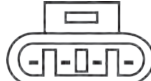
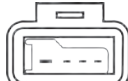
GM CS130/CS144

GM CS130D/AD244

Ford 1GEN

Ford 2GEN Spade

Ford 2/3GEN Pins



7520B

7520A

7520C

7520H

7520D

7520E

7520F

- Compact Sanden style compressors utilize R12 or R134A refrigerant depending upon series
- Dedicated-fit compressors replace factory OEM units
- Available finishes include chrome plated, polished aluminum, painted or Cast PLUS+
- Compressors include a 2V-groove, 4, 6 or 8-groove pulley
- Optional chrome plated, polished or plain clutch cover and hard lines available below
- **See page 2 for A/C compressor bracket kits.**

SANDEN STYLE SD7

Finish	Refrig	2V-Groove	6-Groove	8-Groove
Chrome	R-134A	4517NADP	4517NA6G	4517NA8G
Polished	R-134A	4517NBDP	4517NB6G	4517NB8G
Black chrome	R-134A	4517NADP7	4517NA6G7	
Stealth black	R-134A		4517NC6GBLA	4517NC8GBLA
Cast PLUS+	R-134A	4517NCDP	4517NC6G	4517NC8G

High pressure 1/2" male flare fitting, low pressure 5/8" male flare.

Overall length is 6.75", requires 3.4 oz of 100 PAG oil.



4517NADP7



4517NB8G

SANDEN STYLE SD508

Chrome	R12	4505NADP	4505NA6G
Polished	R12	4505NBDP	4505NB6G
Cast PLUS+	R12	4505NCDP	4505NC6G

Before installing the R12 unit it is critical that you drain out the 6 oz of 100 PAG oil from the unit and replace it with 6 oz of mineral oil

Chrome	R134A	4515NADP	4515NA6G
Polished	R134A	4515NBDP	4515NB6G
Black chrome	R134A	4515NADP7	4515NA6G7
Stealth black	R134A	4515NKDP	4515NK6G
Orange	R134A	4515NCDPOR	
Red	R134A	4515NCDPRED	
Cast PLUS+	R134A	4515NCDP	4515NC6G

Requires 7.2 oz of 100 PAG or Castrol ester oil



4505NCDP



4505NADP



4505NA6G



4515NADP



4515NADP7



4515NK6G

CAMARO FIREBIRD w/LS

1998-02 Camaro & Firebird w/LS1 engine

Finish	Series	Pulley	Item
Chrome	LS1	4-Groove	4510NA
Polished	LS1	4-Groove	4510NB
Cast PLUS+	LS1	4-Groove	4510NC



4510NA



4510NC

CAMARO FIREBIRD CAPRICE w/LT

1993-97 Camaro & Firebird w/LT1 engine

1994-96 Caprice & Impala w/LT1 engine

Chrome	LT1	6-Groove	4511NA
Polished	LT1	6-Groove	4511NB
Cast PLUS+	LT1	6-Groove	4511NC



4511NC



4511NA

DODGE RAM

1994-01 OE style R-134A w/3.9, 5.2, 5.9, & 8.0L

Chrome	Ram	6-Groove	4605NA
Polished	Ram	6-Groove	4605NB
Cast PLUS+	Ram	6-Groove	4605NC



4605NC



4605NA

LINES FOR SANDEN COMPRESSORS 4517

Chrome	Sanden SD7	8417A
Polished	Sanden SD7	8417B
Plain	Sanden SD7	8417C

10mm suction port, 8mm discharge port



8417A



8417C

MACHINED ALUMINUM A/C CLUTCH COVER

Chrome	Sanden SD508	8490A
Polished	Sanden SD508	8490B
Plain	Sanden SD508	8490C



8490A



8490C

Mini Gear Reduction & Full Size Starters



HIGH TORQUE

Ideal for high horsepower muscle cars, hot rods, trucks and daily drivers.

FINISHES

Include chrome plated, zinc plated, stealth black and powder coated in a variety of colors and Factory Cast PLUS+.

INDEXABLE

Gear reduction starters are considerably smaller and lighter than OE starters and most incorporate a mounting block that can be indexed to gain additional clearance.

HARDWARE

All starters include mounting bolts and shims where applicable.

TYPE

SERIES

Denso style gear reduction starter	Tuff Torque
Hitachi style gear reduction starter	HI-OSGR
Permanent Magnet Gear Reduction	PMGR
Full size GM style starter	10MT
Full size Ford style starter	4.5"

Tuff Stuff starters are hand made from premium quality new components - not remanufactured - and are quality built in Cleveland, Ohio

CHEVROLET SMALL & BIG BLOCK


1955-2000 With OFFSET mounting and 168 tooth flywheel

Finish	Style	Series	HP/KW	Index	Item
Chrome	GR 18:1	Tuff Torque	3.0/2.2	Y	13510A
Zinc	GR 18:1	Tuff Torque	3.0/2.2	Y	13510
Chrome	GR 4.4:1	PMGR	2.3/1.7	N	6510NA
Zinc	GR 4.4:1	PMGR	2.3/1.7	N	6510NB
Chrome	OEM	10MT	1.9/1.4	N	3510A
Chrome nose	OEM	10MT	1.9/1.4	N	3510AC
Stealth black	OEM	10MT	1.9/1.4	N	3510B
Blue	OEM	10MT	1.9/1.4	N	3510BBBLUE
Orange	OEM	10MT	1.9/1.4	N	3510BORANGE
Red	OEM	10MT	1.9/1.4	N	3510BRED
Yellow	OEM	10MT	1.9/1.4	N	3510BYELLOW

**1957-81 With OFFSET mounting for manual transmission,
168 tooth flywheel, cast iron nose**

Finish	Style	Series	HP/KW	Index	Item
Chrome	OEM	10MT	1.9/1.4	N	3689A
Stealth black	OEM	10MT	1.9/1.4	N	3689B

OFFSET MOUNT




1955-2000 w/STRAIGHT mounting block & 153 or 168 tooth flywheel

Finish	Style	Series	HP/KW	Index	Item
Chrome	GR 18:1	Tuff Torque	3.0/2.2	Y	3193NA
Zinc	GR 18:1	Tuff Torque	3.0/2.2	Y	3193NB
Chrome	GR 6.1:1	PMGR	1.6/1.2	Y	6550A
Zinc	GR 6.1:1	PMGR	1.6/1.2	Y	6550B
Chrome	GR 12:1	HI-OSGR	1.9/1.4	Y	6584A
Stealth black	GR 12:1	HI-OSGR	1.9/1.4	Y	6584B
Blue	GR 12:1	HI-OSGR	1.9/1.4	Y	6584BBBLUE
Orange	GR 12:1	HI-OSGR	1.9/1.4	Y	6584BORANGE
Red	GR 12:1	HI-OSGR	1.9/1.4	Y	6584BRED
Yellow	GR 12:1	HI-OSGR	1.9/1.4	Y	6584BYELLOW
Chrome	GR 18:1	HI-OSGR	2.6/1.9	Y	6772A
Stealth black	GR 18:1	HI-OSGR	2.6/1.9	Y	6772B

6584 has a 9-tooth pinion gear

STRAIGHT MOUNT



CAMARO & FIREBIRD

1993-95 w/5.7L, STRAIGHT mounting holes

Finish	Style	Series	HP/KW	Index	Item
Chrome	GR 4.4:1	PMGR	1.9/1.4	N	6631NA
Zinc	GR 4.4:1	PMGR	1.9/1.4	N	6631NB


CAMARO, FIREBIRD & CORVETTE

1998-01 Camaro & Firebird w/LS1, 168 tooth flywheel

1997-01 Corvette w/LS1 & LS6

Finish	Style	Series	HP/KW	Index	Item
Chrome	GR	PMGR	1.9/1.4	N	6492A
Zinc	GR	PMGR	1.9/1.4	N	6492B
Chrome	GR	Tuff Torque	3.0/2.2	Y	13310A
Zinc	GR	Tuff Torque	3.0/2.2	Y	13310

11-tooth pinion gear. Does NOT fit 2004-06 GTO.



GM-Chrysler Starters




3686B



3631B



6431NA



13186A



3570B



3211NB



3213



3214



3215



6084A

CHEVROLET V8 & I-6

1957-63 V8 cars & 1962-82 I-6 & V8 trucks

168 Tooth flywheel, 3 bolt mounting

Finish	Style	Series	HP/KW	Index	Item
Chrome	OEM	10MT	1.9/1.4	N	3686A
Stealth black	OEM	10MT	1.9/1.4	N	3686B

CHEVROLET & OLDSMOBILE

STRAIGHT mounting holes,

153 tooth flywheel, 1 long & 1 short bolt

Finish	Style	Series	HP/KW	Index	Item
Chrome	OEM	10MT	1.9/1.4	N	3631A
Stealth black	OEM	10MT	1.9/1.4	N	3631B

CHEVROLET BUICK OLDS PONTIAC V6

1995-07 With 3.4 or 3.8L V6, 1 long and 1 short bolt

Finish	Style	Series	HP/KW	Index	Item
Chrome	GR	PMGR	2.2/1.6	N	6431NA
Zinc	GR	PMGR	2.2/1.6	N	6431NB

OLDSMOBILE PONTIAC

1965-80 With STRAIGHT mounting, 2 long bolts

Stock flywheel, driver side engine block mounting

Finish	Style	Series	HP/KW	Index	Item
Chrome	OEM	10MT	1.9/1.4	N	3570A
Stealth black	OEM	10MT	1.9/1.4	N	3570B
Chrome	GR	Tuff Torque	3.0/2.2	Y	13186A
Zinc	GR	Tuff Torque	3.0/2.2	Y	13186

3570 has a 9-tooth pinion gear, 13186 has an 11-tooth pinion gear

AMC JEEP

1976-77 AMC Gremlin, Hornet 3.8L, 4.2L, 5.0L, Matador 4.2L, 5.0L, 5.9L, Pacer 3.8L, 4.2L

1974-75 Jeep Grand Wagoneer 5.9L, 6.6L

1974-77 Jeep CJ Series 3.8L, 4.2L, 5.0L, J Series Pickup 4.2L, 5.9L, 6.6L, Cherokee 4.2L, 5.9L, 6.6L

1976-77 Jeep Wagoneer 5.9L, 6.6L

Finish	Style	Series	Index	Item
Chrome	OEM	4.5"	N	3211NA
Stealth black	OEM	4.5"	N	3211NB

9-tooth pinion gear

JEEP WRANGLER JK

High torque, gear reduction, compact size

Finish	Application	Style	T	HP/KW	Item
Zinc	2007-2008 3.8L All	PMGR	10	1.6/1.2	3213
Zinc	2009-2011 3.8L w/ M/T	PMGR	10	1.6/1.2	3213
Black	2009-2011 3.8L w/ A/T	PLGR	10	1.5/1.1	3214
Zinc	2012-2018 3.6L All	PLGR	9	1.7/1.3	3215

CHRYSLER

1965-83 225, 273, 318, 340, 360, 361, 383, 400, 426, 440

Up to 15:1 compression, 7 ft.lbs torque, 10-tooth pinion gear

Finish	Style	Series	KW	Index	Item
Chrome	OSGR	Tuff Torque	1.4	N	6084A
Gray	OSGR	Tuff Torque	1.4	N	6084B

FORD

1963-91 289, 302, 351 w/automatic trans, 2 bolt mounting

Finish	Style	Series	HP/KW	Index	Item
Chrome	OEM	4.5"	1.9/1.4	N	3124A
Stealth black	OEM	4.5"	1.9/1.4	N	3124B
Blue	OEM	4.5"	1.9/1.4	N	3124BBBLUE
Yellow	OEM	4.5"	1.9/1.4	N	3124BYELLOW
Chrome	GR	HI-PMGR	2.1/1.6	Y	6551A
Zinc	GR	HI-PMGR	2.1/1.6	Y	6551B

3124 has a 9-tooth pinion gear



3124B




6551A

1963-91 289, 302, 351 w/automatic trans, 2 bolt mounting and Arias/Root 429 big block

Finish	Style	Series	HP/KW	Index	Item
Chrome	GR 3.75:1	HI-OSGR	1.9/1.4	Y	6585A
Stealth black	GR 3.75:1	HI-OSGR	1.9/1.4	Y	6585B
Blue	GR 3.75:1	HI-OSGR	1.9/1.4	Y	6585BBBLUE
Red	GR 3.75:1	HI-OSGR	1.9/1.4	Y	6585BRED
Yellow	GR 3.75:1	HI-OSGR	1.9/1.4	Y	6585BYELLOW
Chrome	GR 3.75:1	HI-OSGR	2.6/2.0	Y	6785A
Stealth black	GR 3.75:1	HI-OSGR	2.6/2.0	Y	6785B

6785 has a 9-tooth pinion gear



6585B



6785A

1963-91 289, 302, 351 w/automatic trans, 2 bolt mounting

1991-93 T-bird 5.0L w/auto trans, 2 bolt mtg, 4.084" reg bore

1992-95 Mustang 5.0L w/automatic trans, 2 bolt mounting

Finish	Style	Series	HP/KW	Index	Item
Chrome	GR	PMGR	1.9/1.4	N	6124A
Zinc	GR	PMGR	1.9/1.4	N	6124B

6124 has a 10-tooth pinion gear, upgrade to 6585 or 6785 - see above



6124B

1963-91 289, 302, 351 w/auto or manual trans, 2 bolt mounting

Finish	Style	Series	HP/KW	Index	Item
Chrome	GR	Tuff Torque	3.0/2.2	Y	13124A
Zinc	GR	Tuff Torque	3.0/2.2	Y	13124

1965-74 289, 302, 351 w/manual transmission, 2 bolt mounting


Finish	Style	Series	HP/KW	Index	Item
Chrome	OEM	4.5"	1.9/1.4	N	3132A
Stealth black	OEM	4.5"	1.9/1.4	N	3132B
Chrome	GR	Tuff Torque	3.0/2.2	Y	13132A
Zinc	GR	Tuff Torque	3.0/2.2	Y	13132
Chrome	GR	PMGR	1.9/1.4	N	6132A
Stealth black	GR	PMGR	1.9/1.4	N	6132B



3132B



13124A



6132B



13132A

FORD MUSTANG

1966-81 255 V8 & 1992-93 2.3L Mustang, 3 bolt mounting

Finish	Style	Series	HP/KW	Index	Item
Chrome	GR	PMGR	1.9/1.4	N	6131A
Stealth black	GR	PMGR	1.9/1.4	N	6131B



6131B




6221B



6646A




3160B



13149



3149A



13131



3131B



6320



6310



6330

FORD

1992-09 Crown Victoria 4.6L
1996-04 Mustang 4.6L
1997-98 Pickup 4.6L, 5.4L
1993-98 Lincoln Mark VIII 4.6L
1992-09 Lincoln Town Car 4.6L
1994-97 Mercury Cougar 4.6L

1994-97 Thunderbird 4.6L
1997-98 Expedition 4.6L, 5.4L
1997-09 E Van 4.6L, 5.4L, 6.8L
1992-09 Grand Marquis 4.6L
2003-04 Mercury Marauder 4.6L
1998 Lincoln Navigator 5.4L

3 bolt mounting

Finish	Style	Series	HP/KW	Index	Item
Chrome	GR 3.75:1	PMGR	1.9/1.4	N	6221A
Black	GR 3.75:1	PMGR	1.9/1.4	N	6221B

FORD

2005-09 Mustang 4.6L
1999-04 Expedition 4.6L
2000-05 Excursion 5.4L, 6.8L
1999-08 F Series Pickup 4.6L
2002 Lincoln Blackwood 5.4L

2007-09 Mustang 5.4L
1999-09 Expedition 5.4L
2006-08 Lincoln Mark LT 5.4L
1999-09 F Pickup 5.4L, 6.8L
1999-09 Lincoln Navigator 5.4L

Noseless 3 bolt mounting

Finish	Style	Series	HP/KW	Index	Item
Chrome	GR	PMGR	1.9/1.4	N	6646A
Zinc	GR	PMGR	1.9/1.4	N	6646B

FORD

1978-80 L6 200 w/automatic transmission, 2 bolt mounting

Finish	Style	Series	HP/KW	Index	Item
Stealth black	OEM	4.5"	1.9/1.4	N	3160B

FORD

1969-77 351, 400, 429, 460

2 hole mounting, automatic or manual, one hole is threaded

Finish	Style	Series	HP/KW	Index	Item
Chrome	OEM	4.5"	1.9/1.4	N	3149A
Stealth black	OEM	4.5"	1.9/1.4	N	3149B
Chrome	GR	Tuff Torque	3.0/2.2	Y	13149A
Zinc	GR	Tuff Torque	3.0/2.2	Y	13149

13149 has an 11-tooth pinion

FORD

1968-81 255, 352, 360, 390, 427, 428 FE

3 bolt mounting, automatic or manual with 184 tooth flywheel

Finish	Style	Series	HP/KW	Index	Item
Chrome	OEM	4.5"	1.9/1.4	N	3131A
Stealth black	OEM	4.5"	1.9/1.4	N	3131B
Chrome	GR	Tuff Torque	3.0/2.2	Y	13131A
Zinc	GR	Tuff Torque	3.0/2.2	Y	13131

NEW! DIESEL STARTERS


These high torque starters are a direct-fit, bolt-on upgrade. They are made from 100% new components and are tested to meet or exceed OEM specifications.

Application	KW	Finish	Item
1995-2000 Ford Powerstroke 7.3L	3.8	Black	6310
2001-2003 Ford Powerstroke 7.3L	3.3	Zinc	6311
2003-2007 Ford Powerstroke 6.0L	3.7	Zinc	6312
2008-2010 Ford Powerstroke 6.4L	2.5	Zinc	6313
2011-2019 Ford Powerstroke 6.7L	3.4	Zinc	6314
1989-1998 Dodge Ram Cummins 5.9L	3.0	Black	6320
1981-2000 Chevy GMC 6.2L 6.5L	2.9	Black	6330
2001-2016 Chevy GMC Duramax 6.6L	2.6	Black	6331

HOT START KIT

Give your starter an extra 12 volt boost. Eliminates slow cranking due to excessive engine heat. Ideal for Ford 6124 and GM full size OEM starters.

Description	Item
Complete hot start kit	7629
Remote solenoid side terminal	7311
Remote solenoid top post	7312



CHROME PLATED STARTER KIT

Fits most Chevy, Buick, Cadillac, Olds & Pontiac OEM starters and Tuff Stuff 3510, 3570, 3631 & 3689

Chrome plate your original starter with that awesome Tuff Stuff chrome plated finish. Provides the look of a chrome plated starter without having to buy a new starter.

Description	Item
Chrome plated starter kit	7550A
Chrome plated starter solenoid only	7550C
Silver zinc (not chrome) starter solenoid	7310G
Chrome plated solenoid cover only	7624




STARTER REPAIR KIT

Rebuild parts kit for Tuff Stuff 6584 & 6772 mini starter

Complete kit includes full-spline pinion

Description	Item
Complete rebuild kit, full spline	7584A
Full spline pinion	7584C
Clutch assembly	7584E
Mounting block	7584F
Solenoid - zinc plated	7584G
Chrome solenoid	7584GA



Rebuild parts for Tuff Stuff 6550 gear reduction starter

Clutch/pinion gear assembly	7550D
Mounting block	7550F
Solenoid - zinc plated	7550G
Bolt and shim kit	7550E



REPLACEMENT STARTER BOLT KITS

Fits most full size Chevy, Buick, Olds, Pontiac and Tuff Stuff 3193, 3510 & 3570 starters with 3/8-16" x 4-5/8" bolts.

Original style starter mounting bolts provides correct starter to engine alignment. Frequently eliminates chattering problems arising from worn-out bolts. 2 bolts per kit.


Finish	Item
Chrome	7623A
Gold zinc	7623B



REPLACEMENT SHIM AND BOLT KIT

Same shim kit that is included with most Tuff Stuff mini starters. Ensures proper flywheel ring gear clearance on Chevrolet 6584 and 6772 starters. Includes 2 starter mounting bolts, 2 starter shims and 2 motor shims.

Description	Item
Shim and bolt kit	7633



Water Pumps



Every water pump is hand finished, assembled and individually tested to exceed OEM specifications



SUPERCOOL

SuperCool option includes a custom water impeller that flows 30% more coolant to reduce water temperature by up to 20 degrees.

BUILT IN USA

Tuff Stuff water pumps are hand made from premium quality new components – not remanufactured - and are quality built in the USA.

PREMIUM QUALITY

Precision-made ball/roller bearings and spin-balanced fan hub sustain higher RPM's. Lightweight aluminum castings provide increased heat dissipation and are up to 50% lighter than cast iron.

FINISHES

Available in chrome plated, polished aluminum, black chrome, stealth black, powder coated, painted or Factory Cast PLUS+ finishes. Tuff Stuff has the widest assortment of water pump finishes available.

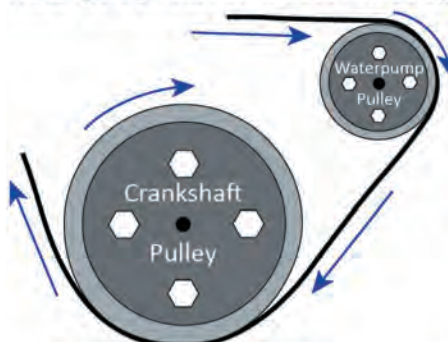
LONG TERM DEPENDABILITY

From muscle cars and hot rods to custom trucks and daily drivers, these pumps provide great looks, long term dependability and are a terrific value

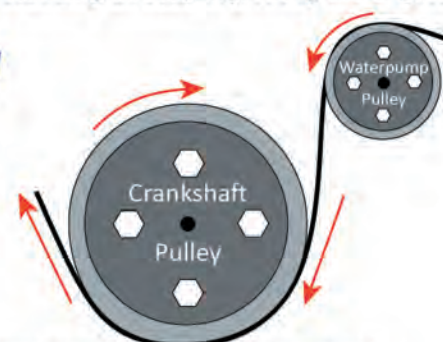
You can buy a cheaper pump but you cannot buy a better pump!

WATER PUMP ROTATION

Water pump rotation is determined by standing directly in front of the engine



CLOCKWISE ROTATION
Water Pump Spins CLOCKWISE
Serpentine or V-belt
CW



COUNTER CLOCKWISE ROTATION
Water Pump Spins COUNTER CLOCKWISE
Serpentine belt only
CCW

CHEVROLET SMALL BLOCK - SHORT STYLE PUMP

1955-1971 5.625" Hub Height, 5/8" Pilot

Finish	Casting	Flow	Style	CW Rotation	CCW Rotation
Chrome	Alum	SuperCool	Smoothie	1353NA	
Polished	Alum	SuperCool	Smoothie	1353NB	
Black chrome	Alum	SuperCool	Smoothie	1353NA7	
Stealth black	Alum	SuperCool	Smoothie	1353NC	
Cast PLUS+	Alum	SuperCool	Smoothie	1353	1353REV
Chrome	Alum	SuperCool	Platinum	1394NA	1394NAREV
Polished	Alum	SuperCool	Platinum	1394NB	1394NBREV
Blue	Alum	SuperCool	Platinum	1394NCBLUE	
Orange	Alum	SuperCool	Platinum	1394NCORANGE	
Red	Alum	SuperCool	Platinum	1394NCRED	
Yellow	Alum	SuperCool	Platinum	1394NCYELLOW	
Cast PLUS+	Alum	SuperCool	Platinum	1394NC	1394NCREV
Polished	Alum	Standard	Standard	1635EB	
Cast PLUS+	Alum	Standard	Standard	1635E	
Stealth black	Iron	SuperCool	Standard	1354NC	1354NCREV
Stealth black	Iron	SuperCool	Smoothie	1354NCS	1354NCSREV
Blue	Iron	SuperCool	Standard	1354NCBLUE	
Orange	Iron	SuperCool	Standard	1354NCORANGE	
Red	Iron	SuperCool	Standard	1354NCRED	
Yellow	Iron	SuperCool	Standard	1354NCYELLOW	
As cast	Iron	SuperCool	Standard	1354N	
As cast	Iron	SuperCool	Smoothie	1354NS	

Smoothie pumps have a flat, smooth top and no top threaded water port

1635 Pumps have a 3/8"-16 threaded hole

Part numbers ending in REV are for serpentine belt systems only!



1635N



1353NA



1394NC



1635E



1354NCS



1394ND



1534N

CORVETTE SMALL BLOCK - SHORT STYLE PUMP

1984-91 5.812" Hub Height, 3/4" Pilot

Finish	Casting	Flow	Style	CW Rotation	CCW Rotation
Chrome	Alum	SuperCool	Platinum		1394NG
Polished	Alum	SuperCool	Platinum		1394NH
Cast PLUS+	Alum	SuperCool	Platinum		1394NI
Chrome	Alum	SuperCool	Standard		1635NG
Chrome	Alum	Standard	Standard		1635NE
Polished	Alum	SuperCool	Standard		1635ND
Polished	Alum	Standard	Standard		1635NB
Cast PLUS+	Alum	SuperCool	Standard		1635N
Cast PLUS+	Alum	Standard	Standard		1635NA

1971-82 5.843" Hub Height, 3/4" Pilot

Chrome	Alum	SuperCool	Platinum	1394ND	
Polished	Alum	SuperCool	Platinum	1394NE	
Cast PLUS+	Alum	SuperCool	Platinum	1394NF	

1972-1982 5.843" Hub Height, 3/4" Pilot

Stealth black	Iron	SuperCool	Standard	1534NC	
As cast	Iron	SuperCool	Standard	1534N	

Part numbers ending in REV are for serpentine belt systems only!

Chevrolet Water Pumps



1511NB



1448NC



1449NC



1675AA



1496



1495AA



1494N

CHEVROLET SMALL BLOCK - LONG STYLE PUMP

1969-95 NOT for use on 89-95 trucks 6.937" Hub Height, 5/8" Pilot

Finish	Casting	Flow	Style	CW Rotation	CCW Rotation
Chrome	Alum	SuperCool	Platinum	1511NA	1511NAREV
Polished	Alum	SuperCool	Platinum	1511NB	1511NBREV
Blue	Alum	SuperCool	Platinum	1511NCBLUE	
Orange	Alum	SuperCool	Platinum	1511NCORANGE	
Red	Alum	SuperCool	Platinum	1511NCRED	
Yellow	Alum	SuperCool	Platinum	1511NCYELLOW	
Cast PLUS+	Alum	SuperCool	Platinum	1511NC	1511NCREV

1969-96 NOT for use on 87-95 trucks or LT1 engines

6.937" Hub Height, 5/8" Pilot

Chrome	Alum	SuperCool	Smoothie	1448NA	
Polished	Alum	SuperCool	Smoothie	1448NB	
Black chrome	Alum	SuperCool	Smoothie	1448NA7	
Stealth black	Alum	SuperCool	Smoothie	1448NCBLK NEW!	
Cast PLUS+	Alum	SuperCool	Smoothie	1448NC	
Stealth black	Iron	SuperCool	Standard	1449NC	1449NCREV
Blue	Iron	SuperCool	Standard	1449NCBLUE	
Orange	Iron	SuperCool	Standard	1449NCORANGE	
Red	Iron	SuperCool	Standard	1449NCRED	
Yellow	Iron	SuperCool	Standard	1449NCYELLOW	
As cast	Iron	SuperCool	Standard	1449N	

1987-95 Truck V6-V8TBI 6.937" Hub Height,

5/8" Pilot

Chrome	Alum	SuperCool	Smoothie		1675AA
Polished	Alum	SuperCool	Smoothie		1675AB
Stealth black	Alum	SuperCool	Smoothie		1675AC
Cast PLUS+	Alum	SuperCool	Smoothie		1675A
Stealth black	Iron	SuperCool	Standard		1675NC
As cast	Iron	SuperCool	Standard		1675N

Part numbers ending in REV are for serpentine belt systems only!

CHEVROLET BIG BLOCK - SHORT STYLE PUMP

1965-72 5.750" Hub Height, 5/8" Pilot

Finish	Casting	Flow	Style	CW Rotation	CCW Rotation
Chrome	Alum	SuperCool	Standard	1496NA	
Polished	Alum	SuperCool	Standard	1496NB	
Black chrome	Alum	SuperCool	Standard	1496NA7	
Stealth black	Alum	SuperCool	Standard	1496NC	
Cast PLUS+	Alum	SuperCool	Standard	1496	
Chrome	Alum	SuperCool	Platinum	1495AA	1495AAREV
Polished	Alum	SuperCool	Platinum	1495AB	1495ABREV
Black chrome	Alum	SuperCool	Platinum	1495NA7	
Blue	Alum	SuperCool	Platinum	1495ACBLUE	
Orange	Alum	SuperCool	Platinum	1495ACORANGE	
Red	Alum	SuperCool	Platinum	1495ACRED	
Yellow	Alum	SuperCool	Platinum	1495ACYELLOW	
Cast PLUS+	Alum	SuperCool	Platinum	1495AC	1495ACREV
Stealth black	Iron	SuperCool	Standard	1494NC	1494NCREV
Blue	Iron	SuperCool	Standard	1494NCBLUE	
Orange	Iron	SuperCool	Standard	1494NCORANGE	
Red	Iron	SuperCool	Standard	1494NCRED	
Yellow	Iron	SuperCool	Standard	1494NCYELLOW	
As cast	Iron	SuperCool	Standard	1494N	

Part numbers ending in REV are for serpentine belt systems only!

CORVETTE BIG BLOCK - SHORT PUMP

1965-72	5.750" Hub Height, 3/4" Pilot,				
Finish	Casting	Rotation	Flow	Style	Item
Stealth black	Iron	CW	SuperCool	Standard	1484NC
As cast	Iron	CW	SuperCool	Standard	1484N
Chrome	Alum	CW	SuperCool	Platinum	1485AA
Polished	Alum	CW	SuperCool	Platinum	1485AB
As cast	Alum	CW	SuperCool	Platinum	1485AC



CHEVROLET BIG BLOCK - LONG STYLE PUMP

1969-96	Not for 87-95 trucks or Corvettes		7.281" Hub Height, 5/8" Pilot		
Finish	Casting	Flow	Style	CW Rotation	CCW Rotation
Chrome	Alum	SuperCool	Platinum	1461AA	
Polished	Alum	SuperCool	Platinum	1461AB	
As cast	Alum	SuperCool	Platinum	1461AC	
Stealth black	Iron	SuperCool	Standard	1461NC	1461NCREV
Blue	Iron	SuperCool	Standard	1461NCBLUE	
Orange	Iron	SuperCool	Standard	1461NCORANGE	
Red	Iron	SuperCool	Standard	1461NCRED	
Yellow	Iron	SuperCool	Standard	1461NCYELLOW	
As cast	Iron	SuperCool	Standard	1461N	
1969-94	7.281" Hub Height, 5/8" Pilot				
Chrome	Alum	SuperCool	Smoothie	1459NA	
Polished	Alum	SuperCool	Smoothie	1459NB	
Black chrome	Alum	SuperCool	Smoothie	1459NA7	
Stealth black	Alum	SuperCool	Smoothie	1459NC	
Cast PLUS+	Alum	SuperCool	Smoothie	1459	
1988-99	454 pick-up truck,		7.281" Hub Height, 5/8" Pilot		
Chrome	Alum	SuperCool	Smoothie		1493ANA
Polished	Alum	SuperCool	Smoothie		1493ANB
Stealth black	Alum	SuperCool	Smoothie		1493ANC
As cast	Alum	SuperCool	Smoothie		1493AN
Black	Iron	SuperCool	Smoothie		1493NC
As cast	Iron	SuperCool	Smoothie		1493N

Part numbers ending in REV are for serpentine belt systems only!



CHEVROLET 194 230 250 INLINE 6

1963-84	3.875" Hub Height, 5/8" Pilot,				
Finish	Casting	Rotation	Flow	Style	Item
Chrome	Iron	CW	Standard	Standard	1529A
Stealth black	Iron	CW	Standard	Standard	1529B
As cast	Iron	CW	Standard	Standard	1529N



www.tuffstuffperformance.com

Be sure to check our website for the latest new products, installation instructions and videos



1310D

GM LS1 & LS6

1998-02 Camaro/Firebird

1997-04 Corvette

2004-06 GTO

Finish	Casting	Rotation	Flow	Style	Item
Chrome	Alum	CCW	Standard	Platinum	1310A
Polished	Alum	CCW	Standard	Platinum	1310B
Stealth black	Alum	CCW	Standard	Platinum	1310D
Cast PLUS+	Alum	CCW	Standard	Platinum	1310C



1362A & 1362B

GM LT1 5.7L

1993-97 Camaro/Firebird

1992-1996 Corvette

1994-96 Caprice/Impala

Finish	Casting	Rotation	Flow	Style	Item
Chrome	Alum	CW	Standard	Platinum	1362A
Polished	Alum	CW	Standard	Platinum	1362B
Cast PLUS+	Alum	CW	Standard	Platinum	1362C



1444NB



1504N


OLDSMOBILE

1968-70 w/air, 1971-85 w/o air 5.562" Hub Height, 5/8" Pilot

Finish	Casting	Rotation	Flow	Style	Item
Stealth black	Iron	CW	Standard	Standard	1444NB
As cast	Iron	CW	Standard	Standard	1444N

1971-90 4.3, 5.0, 6.6, 7.5L w/air 5.937" Hub Height, 5/8" Pilot

Finish	Casting	Rotation	Flow	Style	Item
Stealth black	Iron	CW	Standard	Standard	1504NB
As cast	Iron	CW	Standard	Standard	1504N



1475AB



1445NB

PONTIAC

1969-81 4.3, 5.7, 6.6L & 455, 11 bolt 4.468" Hub Height, 5/8" Pilot

Finish	Casting	Rotation	Flow	Style	Item
Chrome	Alum	CW	SuperCool	Platinum	1475AA
Polished	Alum	CW	SuperCool	Platinum	1475AB
Stealth black	Alum	CW	SuperCool	Platinum	1475AC
Cast PLUS+	Alum	CW	SuperCool	Platinum	1475

Stealth black	Iron	CW	Standard	Standard	1475NB
As cast	Iron	CW	Standard	Standard	1475N

1966-69 5.7, 6.6L, 8 bolt 3.625" Hub Height, 5/8" Pilot

Finish	Casting	Rotation	Flow	Style	Item
Stealth black	Iron	CW	Standard	Standard	1445NB
As cast	Iron	CW	Standard	Standard	1445N

FORD

1966-73 289, 302, 351W w/pass side inlet 5.437" Hub Height, 5/8" Pilot

Finish	Casting	Flow	Style	CW Rotation	CCW Rotation
Chrome	Alum	SuperCool	Platinum	1432AA	
Polished	Alum	SuperCool	Platinum	1432AB	
Stealth black	Alum	SuperCool	Platinum	1432AC	
Cast PLUS+	Alum	SuperCool	Platinum	1432	
Stealth black	Iron	SuperCool	Standard	1432C	1432CREV
Blue	Iron	SuperCool	Standard	1432CBUE	
Red	Iron	SuperCool	Standard	1432CRED	
Yellow	Iron	SuperCool	Standard	1432CYELLOW	
As cast	Iron	SuperCool	Standard	1432N	

Part numbers ending in REV are for serpentine belt systems only!



1432AA



1468C



1469N



1548NA



1594NA

**These pumps DO NOT fit
Crown Victoria LTD**



1625N

1970-78 Windsor w/driver side inlet, 5.687" Hub Height, 5/8" Pilot, 2 heater tubes

Finish	Casting	Rotation	Flow	Style	Item
Stealth black	Iron	CW	SuperCool	Standard	1468C
Blue	Iron	CW	SuperCool	Standard	1468CBUE
Red	Iron	CW	SuperCool	Standard	1468CRED
Yellow	Iron	CW	SuperCool	Standard	1468CYELLOW
As cast	Iron	CW	SuperCool	Standard	1468N

1970-78 Cleveland w/driver side inlet, 5.687" Hub Height, 5/8" Pilot, 1 heater tube

Finish	Casting	Rotation	Flow	Style	Item
Stealth black	Iron	CW	SuperCool	Standard	1469C
Blue	Iron	CW	SuperCool	Standard	1469CBUE
Red	Iron	CW	SuperCool	Standard	1469CRED
Yellow	Iron	CW	SuperCool	Standard	1469CYELLOW
As cast	Iron	CW	SuperCool	Standard	1469N

1994-95 5.0L 4.125" Hub Height, 3/4" Pilot

Finish	Casting	Rotation	Flow	Style	Item
Chrome	Alum	CCW	Standard	Platinum	1548NA
Stealth black	Alum	CCW	Standard	Platinum	1548NC
Cast PLUS+	Alum	CCW	Standard	Platinum	1548

MUSTANG 5.0L

1986-93 Mustang 5.0L w/driver side inlet, 5.735" Hub Height, 5/8" Pilot, Reverse Rot

Finish	Casting	Rotation	Flow	Style	Item
Chrome	Alum	CCW	SuperCool	Platinum	1594ND
Polished	Alum	CCW	SuperCool	Platinum	1594NE
Stealth black	Alum	CCW	SuperCool	Platinum	1594NF
Blue	Alum	CCW	SuperCool	Platinum	1594NCBLUE
Red	Alum	CCW	SuperCool	Platinum	1594NCRED
Yellow	Alum	CCW	SuperCool	Platinum	1594NCYELLOW
Cast PLUS+	Alum	CCW	SuperCool	Platinum	1594N

1979-85 Mustang 5.0L w/driver side inlet, 5.750" Hub Height, 5/8" Pilot, Standard Rot

Finish	Casting	Rotation	Flow	Style	Item
Chrome	Alum	CW	SuperCool	Platinum	1625ND
Polished	Alum	CW	SuperCool	Platinum	1625NE
Stealth black	Alum	CW	SuperCool	Platinum	1625NF
Blue	Alum	CW	SuperCool	Platinum	1625NCBLUE
Red	Alum	CW	SuperCool	Platinum	1625NCRED
Yellow	Alum	CW	SuperCool	Platinum	1625NCYELLOW
Cast PLUS+	Alum	CW	SuperCool	Platinum	1625N



1625NG



1470N



1421AC




1538N



1317NA



1465NA



1476MC



1700A

FORD 5.0L 302 & 351W SHORTY

1979-93 w/driver side inlet, 4.312" Hub Height, 3/4" Pilot
Replaces Ford Racing water pump M-8501-E351S. Must use with long style (3.950") 4-bolt crankshaft damper and requires custom pulleys - not included. Provides up to 1.5" of additional water pump clearance for tight engine compartments,

Finish	Casting	Rotation	Flow	Style	Item
Chrome	Alum	CW	SuperCool	Platinum	1625NG
Polished	Alum	CW	SuperCool	Platinum	1625NH
Stealth black	Alum	CW	SuperCool	Platinum	1625NI
Cast PLUS+	Alum	CW	SuperCool	Platinum	1625NJ

FORD

1970-77 429, 460 5.562" Hub Height, 3/4" Pilot

Finish	Casting	Rotation	Flow	Style	Item
Stealth black	Iron	CW	Standard	Standard	1470NC
Blue	Iron	CW	Standard	Standard	1470NCBLUE
Red	Iron	CW	Standard	Standard	1470NCRED
Yellow	Iron	CW	Standard	Standard	1470NCYELLOW
As cast	Iron	CW	Standard	Standard	1470N

1965-76 360, 390, 427, 428 FE 7.578" Hub Height, 5/8" Pilot

Chrome	Alum	CW	SuperCool	Platinum	1421AA
Polished	Alum	CW	SuperCool	Platinum	1421AB
Stealth black	Alum	CW	SuperCool	Platinum	1421AC
As cast	Alum	CW	SuperCool	Platinum	1421

Stealth black	Iron	CW	Supercool	Standard	1421C
As cast	Iron	CW	Supercool	Standard	1421N

FORD

1974-82 2.3L 3/4" pilot

Finish	Casting	Rotation	Item
As cast	Iron	CW	1538N

CHRYSLER

1958-79 383, 440 3.078" Hub Height, 5/8" Pilot

Finish	Casting	Rotation	Flow	Style	Item
Chrome	Iron	CW	Standard	Standard	1317NA
Chrome	Iron	CW	SuperCool	Standard	1317NB
Stealth black	Iron	CW	SuperCool	Standard	1317NC
As cast	Iron	CW	SuperCool	Standard	1317N

1970-88 318, 340, 360 5.562" Hub Height, 5/8" Pilot

Cast PLUS+	Alum	CW	SuperCool	Platinum	1465NA
Cast PLUS+	Alum	CCW	SuperCool	Platinum	1465NAREV

2005-08 5.7L Hemi, 2006-10 6.1L Hemi

As cast	Alum	CW	Standard	Platinum	1476MC
---------	------	----	----------	----------	--------

NOT for use on Dodge Trucks or SUV's

AIR PUMP ELIMINATOR KIT - FORD

1979-93 Ford Mustang w/302 or 351 engine

This kit is a direct bolt-on replacement for the air (smog) pump found on 1979-93 Ford Mustangs with a 302 or 351 engine. For use with the stock serpentine belt. Kit includes an aluminum bracket, plastic idler pulley with bearing, pulley mounting bolt and special washer. FOR OFF-ROAD USE ONLY - NOT TO BE SOLD INTO CALIFORNIA OR ANY OTHER CARB COMPLIANT STATES.

Description	Item	Description	Item
Chrome	1700A	Stealth black	1700C
Polished	1700B	As cast	1700

HIGH FLOW THERMOSTATS

Standard thermostats flow about 37 gallons of coolant per minute. With Tuff Stuff's High-Flow thermostat, that number jumps to 56 gallons per minute. That's almost a 50 percent increase in coolant flow! The increased coolant flow will reduce the delay in engine warm-up times, allows trapped air in the cooling system to escape and stabilizes the pressure of the cooling system overall. These thermostats also have a bypass valve that allows a small amount of coolant to circulate before fully opening.

Application	160°	180°	195°
1946-1995 AMC,			
Ford, GM, Jeep	900160	900180	900195
1953-1980 Chrysler		910180	



900195



910180

CHROME HOSE NIPPLES - GM STYLE

Description	Item
For 3/4" hose, 3" long, 1/2-14 NPT	4450A
For 3/4" hose, 1.5" long, 1/2-14 NPT	4450B
For 5/8" hose, 1.5" long, 1/2-14 NPT	4450C
3/4-14 NPT plug	4450D



4450A



4450B



4450C



4450D

WATER PUMP EXTENSIONS - CHEVY SB

Changes a Chevy small block short pump such as a 1353 and 1354 to the same height as a 1449 long pump hub height - from 5.625" to 6.937".

Kit includes 2 extensions and 2 gaskets.

Finish	Item
Chrome plated	2254A
Polished aluminum	2254B
Plain aluminum	2254C




2254A

WATER PUMP SHIMS

Helps with belt alignment issues. For use on 1449 and 1461 water pumps. 1/16" thick, two shims per kit.

Description	Item
Water pump shims	7620



7620

WATER PUMP BOLT KITS - CHEVY

Chrome plated or zinc, kits include 4 bolts, 4 lock & 4 flat washers

Chrome Hex	Zinc Hex	Chrome Socket	Zinc Socket
Small block w/short water pump , Fits series 1354, 1534 & 1635			
Includes one 3/8"-16 x 1-3/4", two 3/8"-16 x 2", one 3/8"-16 x 2-3/4" bolt.			
7675A	7675B	7675C	7675D

Small block w/short water pump , Fits 1394 series			
Includes two 3/8"-16 x 1-3/4", one 3/8"-16 x 2", one 3/8"-16 x 2-1/2" bolt.			
7677A	7677B	7677C	7677D

Small & big block w/long water pump, 1448, 1449, 1461 & 1511 series
Includes four 3/8"-16 x 2-1/4" bolts.

7678A	7678B	7678C	7678D
-------	-------	-------	-------

Big block w/short water pump, Fits 1484 & 1494 series

Includes four 3/8"-16 x 2" bolts.			
7676A	7676B	7676C	7676D



7676C

7678B

Power Steering Pumps



TYPE II POWER STEERING PUMPS w/TOP PRESSURE PORT



6175ALP



6175ALB-4



6175AL-5



6175ALD-6



6169AL

- Compact size aluminum pumps are ideal for tight installations
- Available in chrome plated, polished aluminum, black chrome, stealth black, various colors and Factory Cast PLUS+ finishes
- 1200 PSI rating, 3 GPM. Optional 850 PSI rating 2GPM valve sold separately
- Top facing pressure port, clockwise rotation only
- Pumps have a 0.665" shaft - except LS1 applications which have a 19mm (0.748") shaft. Overall pump height 4" - [see page 43](#) for additional dimensions
- For use with factory or remote reservoir tank depending upon part number
- Requires a press-on pulley, not included
- Overall pump height is 4". 100% New - not remanufactured
- Perfect for street rods and custom vehicles with limited engine space
- **The 6175ARES reservoir can ONLY be used with the GM pressure slip pumps**

Direct Fit Applications

	Chrome	Polished	Stealth Black	Cast PLUS +
1992-96 Corvette 5.7 LT V8 OHV ONLY (This OEM replacement pump is reverse rotation)				6169AL
1998-02 Camaro & Firebird w/LS1 stock replacement, M16-1.5 w/8mm through holes, LS pressure slip port to be used with the stock reservoir only!	6175ALD-6	6175ALP-6	6175ALB-6	6175AL-6

Universal Fit Applications

Ports - Fittings	Mounting	Chrome	Polished	Stealth Black	Cast PLUS+	Black Chrome
AN-6 & AN-10	8mm through holes	6175ALD	6175ALP	6175ALB	6175AL	6175ALP77
AN-6 & AN-10	M8 x 1.25 threaded holes	6175ALD-2	6175ALP-2	6175ALB-2	6175AL-2	6175ALP-27
M16-1.50 & GM pressure slip	8mm through holes	6175ALD-7	6175ALP-7	6175ALB-7	6175AL-7	
M16-1.50 & GM pressure slip	M8 x 1.25 threaded holes	6175ALD-1	6175ALP-1	6175ALB-1	6175AL-1	
M16-1.5 & 5/8" OD return tube	8mm through holes	6175ALD-3	6175ALP-3	6175ALB-3	6175AL-3	
M16-1.5 & 5/8" OD return tube	M8 x 1.25 threaded holes	6175ALD-4	6175ALP-4	6175ALB-4	6175AL-4	
M16-1.5 & 5/8" OD 90° return	M8 x 1.25 threaded holes	6175ALD-5	6175ALP-5	6175ALB-5	6175AL-5	

Universal Fit in Colors

Mounting	Blue	Orange	Red	Yellow
AN-6 & AN-10	6175ALBLUE	6175ALORANGE	6175ALRED	6175ALYELLOW



Note
This reservoir can **ONLY** be used with the 6170 & 6175 GM pressure slip pumps noted in yellow.



6175ARES

Reservoir shown mounted on Type II pump. Reservoir and pump are sold separately

TYPE II POWER STEERING PUMP RESERVOIR

Fits Tuff Stuff 6170 and 6175 GM pressure slip series pumps

OE Style plastic reservoir includes a twist cap with a built-in dipstick, two mounting clips and an O-ring for quick, easy attachment. Return tube is 3/8" OD and mounts to the following pumps:

6170AL-1, ALB-1, ALP-1, ALD-1, AL-7, ALB-7, ALP-7, ALD-7
6175AL-1, ALB-1, ALP-1, ALD-1, AL-7, ALB-7, ALP-7, ALD-7

Type II power steering pump reservoir

6175ARES

NEW!



5559

IN-LINE POWER STEERING FILTER

This universal in-line power steering pump filter features a powerful internal magnet to remove harmful ferrous metals up to 15-microns, a pleated filter media to remove non-ferrous particles, a laser welded stainless steel canister housing and 3/8" OD barbed ends. It also has an internal pressure bypass to retain full flow capabilities. Ideal for use w/ stock & aftermarket power steering systems. 5559

TYPE II POWER STEERING PUMPS w/BOTTOM PRESSURE PORT



6170ALB



6170AL-1



6170ALD-4



6170ALD-5

Same pump specifications as the Type II pumps on page 30 except that these pumps have a bottom pressure port

Ports - Fittings	Mounting	Chrome	Polished	Stealth Black	Cast PLUS+
AN-6 & AN-10	8mm through holes	6170ALD	6170ALP	6170ALB	6170AL
AN-6 & AN-10	M8 x 1.25 threaded holes	6170ALD-2	6170ALP-2	6170ALB-2	6170AL-2
M16-1.50 & GM pressure slip	8mm through holes	6170ALD-7	6170ALP-7	6170ALB-7	6170AL-7
M16-1.50 & GM pressure slip	M8 x 1.25 threaded holes	6170ALD-1	6170ALP-1	6170ALB-1	6170AL-1
M16-1.50 & 5/8" OD return tube	8mm through holes	6170ALD-3	6170ALP-3	6170ALB-3	6170AL-3
M16-1.50 & 5/8" OD return tube	M8 x 1.25 threaded holes	6170ALD-4	6170ALP-4	6170ALB-4	6170AL-4
M16-1.50 & 5/8" OD 90° return	M8 x 1.25 threaded holes	6170ALD-5	6170ALP-5	6170ALB-5	6170AL-5

PRESSURE VALVES AND FITTINGS FOR TYPE II PUMPS

Replacement AN fittings are CNC machined from billet aluminum and include washer with O-ring. Fittings sold individually. Low pressure valve reduces the pressure to 850PSI for use with Mustang II style rack and pinion steering systems. Pressure valves DO NOT FIT OEM factory pumps and are exclusively for use with Tuff Stuff aluminum Type II pumps.

Description	Plain	Polished
Pressure fitting, AN-6 x M16-1.5 x 1.25" long	5550	5550P
Return fitting, AN-10 x 7/8"-14	5551	5551P
850 PSI low pressure valve - all except LS pumps	5552	
1200 PSI high pressure valve - all except LS pumps	5555	NEW!
850 PSI low pressure valve - for LS pumps only	5558	NEW!



PULLEYS FOR TYPE II PUMPS

Steel construction, 6-groove, press-fit, exclusively fits Tuff Stuff Type II pumps

Finish	0.663" ID 5.0" OD	*LS1 only *19mm ID 5.5" OD	NEW! Machined aluminum 1-G pulley, 0.663" ID, 4.56" OD
Chrome	8487A	8489A	Chrome 8492A Polished 8492B
Stealth black	8487B	8489B	Natural 8492C Black 8492D



8489A

8487B

BRACKETS FOR TYPE II PUMPS

Fits all Tuff Stuff Type II power steering pumps. Eliminates the hassles of adapting stock mounting brackets. Laser cut from 1/4" plate steel. Pump not included with bracket kit.

See page 42 for bracket dimensions.

Finish	Chevy SB Short	Chevy BB Short
Chrome	6506A	6505A
Stealth black	6506B	6505B
Yellow	6506BYELLOW	6505BYELLOW
Orange	6506BORANGE	6505BORANGE
Red	6506BRED	6505BRED
Blue	6506BBBLUE	6505BBBLUE



6505A

NEW!



8492D

FORD POWER STEERING PUMP

1990-99 Mustang 1990-97 Thunderbird
1991-94 Explorer 1990-97 Mercury Cougar
OE style direct-fit pump with reservoir. 0.688" OD shaft requires a press-on pulley, not included. 850 PSI rating, three M10 x 1.5 threaded mounting holes, 5/8"-18 SAE inverted flare pressure port, 3/8" return tube.

Finish	Item
As cast	6168N



6168N



6506B

Power Steering Pumps



TEARDROP STYLE



6177A-6178A

6179B



6180A-6181A

6182B



6183A

6184B

BANJO STYLE



6190A

6191B



6192B

6193A



6194A

6195B



6196B

6197A

DIRECT FIT SAGINAW STYLE POWER STEERING PUMPS

- GM Saginaw style pump features all new components including reservoir and pump assembly
- Includes a billet chrome cap, dipstick and hardware. Pressure port is 5/8"-18 SAE inverted flare
- Specific pumps include an AN-6 adapter fitting
- Press fit shafts are 3/4" OD and require a press-fit pulley
- 5/8" keyed shafts require a bolt-on pulley and include a 1/8" x 7/16" Woodruff key
- Pumps are 1200 PSI/3GPM rated to work with most gearbox systems
- 850 PSI/2GPM valve sold separately for Mustang II systems
- Clockwise rotation only, pulley not included, [see page 43](#) for product dimensions

Direct Fit Applications

	Shaft	Mounting	Chrome	S Black
1968-74 AMC, 1972-74 Jeep	5/8" keyed	3/8"-16	6196A	6196B
1961-66 Chevrolet V8 full size cars	5/8" keyed	3/8"-16	6190A	6190B
1961-69 Chevrolet cars and light trucks	5/8" keyed	3/8"-16	6198A	6198B
1965-74 Chevrolet Corvette big block	5/8" keyed	3/8"-16	6199A	6199B
1966-74 Chevrolet Corvette	5/8" keyed	3/8"-16	6196A	6196B
1968 Camaro V8 & 1967-68 V8 Chevy II	5/8" keyed	3/8"-16	6197A	6197B
1969 Camaro & Nova V8	5/8" keyed	3/8"-16	6191A	6191B
1969 Camaro, Chevelle & Nova V8	5/8" keyed	3/8"-16	6195A	6195B
1969 Chevrolet V8	5/8" keyed	3/8"-16	6194A	6194B
1970 Chevrolet V8	5/8" keyed	3/8"-16	6193A	6193B
1970-74 Camaro, Chevelle, El Camino V8	5/8" keyed	3/8"-16	6183A	6183B
1970-74 Malibu, Monte Carlo V8	5/8" keyed	3/8"-16	6183A	6183B
1971-74 Vega and 1969-72 Buick	5/8" keyed	3/8"-16	6192A	6192B
1975-79 Corvette	3/4" press fit	3/8"-16	6178A	6178B
1978-79 Chevelle, El Camino	3/4" press fit	3/8"-16	6181A	6181B
1978-79 Malibu, Monte Carlo V8	3/4" press fit	3/8"-16	6181A	6181B
1978-79 Grand Prix, 305, 350 only	3/4" press fit	3/8"-16	6181A	6181B
1979 Camaro, Firebird, TransAm, all V8	3/4" press fit	3/8"-16	6181A	6181B
1980-81 Grand Prix all V8's (80-81 305, 350 only)	3/4" press fit	M10 x 1.5	6180A	6180B
1980-81 Grand Prix all V8's (80-81 305, 350 only)	3/4" press fit	3/8"-16	6182A	6182B
1980-82 Corvette	3/4" press fit	M10 x 1.5	6177A	6177B
1980-88 Chevelle, El Camino, Malibu, Monte Carlo	3/4" press fit	3/8"-16	6182A	6182B
1980-88 Chevelle, El Camino, Malibu, Monte Carlo	3/4" press fit	M10 x 1.5	6180A	6180B
1982-87 Camaro, Firebird, TransAm, all V8	3/4" press fit	M10 x 1.5	6179A	6179B
1988-92 Camaro, Firebird, TransAm, all V8	3/4" press fit	M10 x 1.5	6184A	6184B

Most GM pick-up trucks and variants with:

1973-74 6 Cylinder engine	5/8" keyed	3/8"-16	6172A	6172B
1973-74 Small block Chevy engine	5/8" keyed	3/8"-16	6171A	6171B
1973-74 Big block Chevy engine	5/8" keyed	3/8"-16	6165A	6165B
1975-79 6 Cylinder engine	3/4" press fit	3/8"-16	6164A	6164B
1975-79 Small block Chevy engine	3/4" press fit	3/8"-16	6189A	6189B
1975-79 Big block Chevy engine	3/4" press fit	3/8"-16	6166A	6166B
1980-86 292 6 Cylinder engine	3/4" press fit	M10 x 1.5	6186A	6186B
1980-87 Small block Chevy & 85-87 w/4.3L V6	3/4" press fit	M10 x 1.5	6163A	6163B
1980-84 Big block Chevy engine	3/4" press fit	M10 x 1.5	6167A	6167B
1996-13 With Hydro-Boost brake system NEW!	3/4" press fit	3/8"-16	6162A	6162B



6162B Hydro-Boost



6163A



6164A



6165B



6166A - 6167A



6171B



6172A



6186B



6189A



6198A



6199B

UNIVERSAL FIT SAGINAW STYLE PUMPS

Same features and benefits as the above pumps. Pumps have 5/8"-18 SAE inverted flare pressure fitting and have 3/8"-16 mounting holes/studs. Pulley not included.

Pressure	1200 PSI	850 PSI	1200 PSI
Shaft	5/8" Keyed	5/8" Keyed	3/4" Press-fit
Chrome	6176A	6174A	6188A
Black chrome	6176A7		
Stealth black	6176B	6174B	6188B
Yellow	6176BYELLOW		
Orange	6176BORANGE		
Red	6176BRED		
Blue	6176BBBLUE		
Pump unit only, does not include reservoir		6188	



Front



Back 6188



6174 - 6176 - 6188



8485B



8486A



8491D



8488A



5553A



5556



5557

PULLEYS FOR SAGINAW POWER STEERING PUMPS

Bolt-on pulleys fit all Tuff Stuff Saginaw pumps with 5/8" keyed shaft, includes washer. Press-on pulleys fit all Tuff Stuff Saginaw pumps that require a 3/4" press fit pulley. Bolt-on pulleys are machined from aluminum, press on pulleys are aluminum or steel construction. Pulleys require 3/8" wide V-belt(s). **NEW!**

Aluminum Bolt-on pulley	Steel Press-on pulley	Aluminum Press-on pulley
5.80" Dia, 0.625" ID	5.80" Dia, 0.747" ID	5.80" Dia, 0.747" ID
Finish 1-Groove	Finish 1-G 2-G	Finish 1-Groove
Chrome 8488A Plain 8488C	Chrome 8485A 8486A	Chrome 8491A Natural 8491C
Polished 8488B Black 8488D	Black 8485B 8486B	Polished 8491B Black 8491D

ADAPTER FITTINGS FOR SAGINAW PUMPS

Adapts 5/8"-18 inverted flare to 9/16"-18 AN-6. This is the same fitting that is included in certain Tuff Stuff Saginaw style power steering pumps. Fittings sold individually.

Chrome plated	5553A	Plain	5553
Adapts 5/8"-18 inverted flare to 5/8"-18 Male SAE flare	Brass	5557	NEW!

PRESSURE VALVES FOR SAGINAW PUMPS

Low pressure valve reduces pressure to 850PSI for use with Mustang II style rack and pinion steering systems. Exclusively for use with Tuff Stuff Saginaw pumps. Does NOT fit factory GM Saginaw pumps.

Description	Item
850 PSI low pressure valve (replaces 850PSI VALVE)	5556
1200 PSI high pressure valve	5554

POWER STEERING PUMP CANS / RESERVOIRS

Replace your damaged Saginaw style Tuff Stuff reservoir instead of replacing the complete pump

Fits 6174 & 6176 pumps w/tube on left, SAE	Fits 6177 & 6178 pumps w/center tube	Fits 6196 & 6197 pumps w/center tube
Finish Item	Item	Item
Chrome 6501A	6502A	
Stealth black 6501B	6502B	6509B NEW!
Raw steel 6501C	6502C	



6501B



6502A



6509B

BILLET STYLE ALUMINUM POWER STEERING CAP/DIPSTICK

Fits all Tuff Stuff Saginaw style power steering pumps. Will not fit Type II pumps.

Finish	Chrome	6500A	Polished	6500B
--------	--------	-------	----------	-------



6500A

POWER STEERING PUMP BRACKETS

Bracket kits for Saginaw style pumps are laser cut from 1/4" plate steel. Eliminates the hassle of adapting stock mounting brackets. Chrome plated or 5 powder coated colors. Fits all Tuff Stuff Saginaw pumps except 6179, 6180 & 6181. Pump not included with bracket kit. [See page 42](#) for bracket dimensions.

	Chevy Small Block		Chevy Big Block	
Water pump	Short	Long	Short	Long
Chrome	6504A	6508A	6503A	6507A
Stealth black	6504B	6508B	6503B	6507B
Yellow	6504BYELLOW	6508BYELLOW	6503BYELLOW	6507BYELLOW
Orange	6504BORANGE	6508BORANGE	6503BORANGE	6507BORANGE
Red	6504BRED	6508BRED	6503BRED	6507BRED
Blue	6504BBBLUE	6508BBBLUE	6503BBBLUE	6507BBBLUE

6504 Kits will NOT fit 1964-68 Chevelle, Malibu and El Camino due to steering linkage interference



6507B, 6508B




6503A

Booster w/Master Cylinder



GM A Body



2126NA

Specific fit applications available in beautiful chrome plated, gold zinc or black powder coated finishes. 1" and 1-1/8" master cylinder bores work with disc/disc, disc/drum and drum/drum brake set-ups.

Single and dual diaphragm styles available in 7", 8", 9" and 11" diameters to fit virtually all hot rods, customs and muscle cars. Every unit is vacuum tested to insure reliability and made from 100% new components.


Works with many stock mounting bracket set-ups and with Tuff Stuff bracket kits [on page 40](#).

GM A BODY 1964 - 66 2126

9" Single Diaphragm Booster Combo, 3/8"-16 studs
7-1/8" long pedal rod, 1-1/2" vertical mount hole spacing

Master Cylinder	Bore	Chrome	Gold Zinc
2071 Dual reservoir	1-1/8"	2126NA	2126NB
2020 Dual reservoir	1"	2126NA-1	2126NB-1
2018 Dual reservoir	1"	2126NA-2	2126NB-2

GM A & F Body



2127NB

GM A & F BODY 1966 - 72 2127

11" Single Diaphragm Booster Combo, 3/8"-16 studs


Master Cylinder	Bore	Chrome	Gold Zinc
2072 Dual reservoir	1-1/8"	2127NA	2127NB
2021 Dual reservoir	1"	2127NA-1	2127NB-1
2019 Dual reservoir	1"	2127NA-2	2127NB-2

CHEVY II NOVA 1962 - 67 2133

9" Single Diaphragm Booster Combo, three M10-1.5 x 28mm metric mounting studs

Master Cylinder	Bore	Chrome	Gold Zinc
2071 Dual reservoir	1-1/8"	2133NA	2133NB
2020 Dual reservoir	1"	2133NA-1	2133NB-1
2018 Dual reservoir	1"	2133NA-2	2133NB-2

Chevy II Nova




2133NB-2

GM TRUCK 1973 - 92 2132

11" Dual Diaphragm Combo, 10x1.5 metric studs,
3/8" -16 pedal rod threads. Includes two clevis pivots.

Master Cylinder	Bore	Chrome	Stealth Black
2071 Dual reservoir	1"-1/8"	2132NA	2132NB
2020 Dual reservoir	1"	2132NA-1	2132NB-1
2018 Dual reservoir	1"	2132NA-2	2132NB-2

GM Truck



2132NB

2132 Includes
two clevis pivots

See [page 43](#) for booster and master cylinder dimensions

CORVETTE 1963 - 67 2130

9" Single Diaphragm Booster Combo, 3/8"-16 studs

Master Cylinder	Bore	Chrome	Gold Zinc
2071 Dual reservoir*	1-1/8"	2130NA	2130NB
2020 Dual reservoir	1"	2130NA-1	2130NB-1
2018 Dual reservoir	1"	2130NA-2	2130NB-2

*With four wheel disc brakes

CORVETTE 1968 - 82 2129

9" Dual Diaphragm Booster Combo, 10x1.5 metric studs

Master Cylinder	Bore	Chrome	Gold Zinc
2071 Dual reservoir	1-1/8"	2129NA	2129NB
2020 Dual reservoir	1"	2129NA-1	2129NB-1
2018 Dual reservoir	1"	2129NA-2	2129NB-2

With four wheel disc brakes, 3/8-24 pedal rod threads

FORD MUSTANG 1967 - 70 2125

9" Single Diaphragm Booster Combo, 3/8"-16 studs

Master Cylinder	Bore	Chrome	Gold Zinc
2071 Dual reservoir	1-1/8"	2125NA	2125NB
2020 Dual reservoir	1"	2125NA-1	2125NB-1
2018 Dual reservoir	1"	2125NA-2	2125NB-2
2017 Dual reservoir	1"	2125NA-3	2125NB-3

5 Mounting studs - one is offset

JEEP CJ 1974 - 86 2131

9" Single Slim Line Diaphragm Booster Combo

Master Cylinder	Bore	Chrome	Gold Zinc
2071 Dual reservoir	1-1/8"	2131NAJ	2131NB
2020 Dual reservoir	1"	2131NAJ-1	2131NB-1
2018 Dual reservoir	1"	2131NAJ-2	2131NB-2

Includes mounting bracket

CHRYSLER/DODGE/PLYMOUTH 2135

8" Dual Diaphragm Booster Combo

2135NA & 2135NB fit 1964 to 1974 A, B & E bodies with Front Disc and Rear Drum Brakes


2135NA-1 & 2135NB-1 fit 1964 to 1974 A, B & E bodies with Front and Rear Disc Brakes

Master Cylinder	Bore	Chrome	Natural
Dual reservoir	1-1/16"	2135NA	2135NB
Dual reservoir	15/16"	2135NA-1	2135NB-1

Includes mounting bracket




Every power brake booster unit is hand assembled and tested to assure quality and long life dependability.




Corvette

2130NA




Corvette

2129NB



Mustang

2125NB-1



Jeep CJ

2131NAJ

TECH TIP

A vacuum operated power brake booster requires at least 18" of vacuum to work properly. Big cam engines may not make enough vacuum to safely operate a vacuum power booster and could require a vacuum assist pump for safety.

Booster w/Master Cylinder



2121NA

Universal fit applications available in beautiful chrome plated or gold zinc finishes. 1" and 1-1/8" master cylinder bores work with disc/disc, disc/drum and drum/drum brake set-ups.

Single and dual diaphragm styles available in 7", 8", 9" and 11" diameters and fit virtually all hot rods, customs and muscle cars. Every unit is vacuum tested to insure reliability and made from 100% new components. Includes 3/8"-16 mounting studs and nuts.

Works with many stock mounting bracket set-ups and with Tuff Stuff bracket kits on [page 40](#).

7" UNIVERSAL BOOSTER COMBO

Master Cylinder	Bore	Single Diaphragm		Dual Diaphragm	
		Chrome	Gold Zinc	Chrome	Gold Zinc
2071 Dual reservoir	1-1/8"	2121NA	2121NB	2122NA	2122NB
2020 Dual reservoir	1"	2121NA-1	2121NB-1	2122NA-1	2122NB-1
2018 Dual reservoir	1"	2121NA-2	2121NB-2	2122NA-2	2122NB-2

8" UNIVERSAL BOOSTER COMBO


Master Cylinder	Bore	Dual Diaphragm	
		Chrome	Gold Zinc
2071 Dual reservoir	1-1/8"	2123NA	2123NB
2020 Dual reservoir	1"	2123NA-1	2123NB-1
2018 Dual reservoir	1"	2123NA-2	2123NB-2

9" UNIVERSAL BOOSTER COMBO

Master Cylinder	Bore	Single Slim Diaphragm		Dual Diaphragm
		Chrome	Gold Zinc	Chrome
2071 Dual reservoir	1-1/8"	2131NA	2131NB	2124NA
2020 Dual reservoir	1"	2131NA-1	2131NB-1	2124NA-1
2018 Dual reservoir	1"	2131NA-2	2131NB-2	2124NA-2

11" UNIVERSAL BOOSTER COMBO


Master Cylinder	Bore	Single Diaphragm	
		Chrome	Gold Zinc
2072 Dual reservoir	1-1/8"	2128NA	2128NB
2021 Dual reservoir	1"	2128NA-1	2128NB-1
2019 Dual reservoir	1"	2128NA-2	2128NB-2



2122NB-1




2123NB



2131NA



2124NA



2128NB-2

Quality built in Cleveland, Ohio using 100% new components.
See pages 42-43 for booster and master cylinder dimensions and details.

Available in chrome plated, gold zinc and a variety of colors. Single and dual diaphragm styles available in 7", 8", 9" and 11" diameters fit virtually all hot rods and customs. Includes 3/8"-16 mounting studs & nuts where applicable. Works with many stock mounting brackets and with Tuff Stuff bracket kits on [page 40](#). Most booster rods have a 3/8"-24 fine thread. Boosters have a 3-3/8" square mounting footprint except 2225N, 2230N and 2233N. Master cylinder mounting studs are 3/8"-16 and spacing is 3-3/8" center-to-center.

7" & 8" UNIVERSAL

Finish	7" Single	7" Dual	8" Dual
Chrome	2221NA	2222NA	2223NA
Black chrome	2221NA7	2222NA7	2223NA7
Gold zinc	2221NB	2222NB	2223NB
Stealth black	2221NC	2222NC	2223NC
Yellow		2222NCYELLOW	2223NCYELLOW
Orange		2222NCORANGE	2223NCORANGE
Red		2222NCRED	2223NCRED
Blue		2222NCBLUE	2223NCBLUE

9" UNIVERSAL

Finish	Single	Slim Line	Dual
Chrome	2226NA	2231NA	2229NA
Gold zinc	2226NB	2231NB	2229NB
Stealth black	2226NC		2229NC
Yellow	2226NBYELLOW		
Orange	2226NBORANGE		
Red	2226NBRED		
Blue	2226NBBLUE		

11" UNIVERSAL

Finish	Single	Single w/studs
Chrome	2227NA	2228NA
Gold zinc	2227NB	2228NB
Stealth black	2227NC	2228NC NEW!
Yellow	2227NBYELLOW	
Orange	2227NBORANGE	
Red	2227NBRED	
Blue	2227NBBLUE	

2227N includes booster mounting bracket

2227, 2228 & 2230
include 2 pushrods,
2.602" and 3.976"
long.

9" CORVETTE 1963 - 67

Finish	Single	Includes mounting bracket
Chrome	2230NA	
Gold zinc	2230NB	

9" CHEVY II NOVA 1962 - 67

Finish	Single
Chrome	2233NA
Gold zinc	2233NB

9" MUSTANG 1967 - 70

Finish	Single	Includes mounting bracket
Chrome	2225NA	Use with 2017 master cylinder
Gold zinc	2225NB	

9" JEEP CJ 1974 - 86

Finish	Single Slim	Includes mounting bracket
Chrome	2231NAJ	
Gold zinc	2231NBj	

11" GM TRUCK 1973 - 93

Finish	Dual	Includes mounting bracket
Chrome	2232NA	and 2 clevis pivots
Stealth black	2232NB	




2221NA7



2222NA



2221NC



2223NC



2226NA



2229NA



2227NC



2228NA



2230NA



2233NA



2225NB



2231NAJ



2232NB

Master Cylinders



2018NA



2019NA7
1/2" 9/16"

TECH TIP

1" Bore recommended for disc/drum and drum/drum brake set-ups.
1-1/8" Bore recommended for most disc/disc brake set-ups.
See TuffStuffPerformance.com for master cylinder dimensions.



2071NB
1/2" 9/16"



2020NA



2020NA7
3/8" 3/8"



2021NB



2150NA



2150NB



2017NB



2017NA
To rear To front
Brake line routing



2020123

UNIVERSAL DUAL RESERVOIR

Stock style cast iron master cylinders fit virtually all hot rods, customs & muscle cars. Available in a variety of finishes including chrome plated, powder coated or as cast. 100% new components – not remanufactured. 3-3/8" mounting hole spacing. Requires DOT3 brake fluid.

1" bore, 9/16"-18 rear & 1/2"-20 front driver side ports

Finish	Shallow	Deep
Chrome	2018NA	2019NA
Black chrome	2018NA7	2019NA7
Stealth black	2018NC	2019NC
As cast	2018NB	2019NB

1-1/8" bore, 9/16"-18 rear & 1/2"-20 front driver side ports

Chrome	2071NA	2072NA
Black chrome	2071NA7	2072NA7
Stealth black	2071NC	2072NC
Yellow	2071NCYELLOW	
Orange	2071NCORANGE	
Red	2071NCRED	
Blue	2071NCBLUE	
As cast	2071NB	2072NB

HEAVY DUTY CORVETTE

1" bore, two 3/8"-24 inverted flare ports on both sides
3-3/8" mounting hole spacing. Requires DOT3 brake fluid.

Finish	Shallow	Deep
Chrome	2020NA	2021NA
Black chrome	2020NA7	2021NA7
Stealth black	2020NC	
Yellow	2020NCYELLOW	
Orange	2020NCORANGE	
Red	2020NCRED	
Blue	2020NCBLUE	
As cast	2020NB	2021NB

GM 1955 - 64

1" bore, two 7/16"-24 ports 3-3/8" mounting hole spacing.
Single reservoir for drum/drum brakes, fruit jar style, requires DOT3 brake fluid, deep hole.

Chrome	2150NA
As cast	2150NB

MUSTANG 1967 - 74

1" bore, 3/8"-24 rear & 1/2"-20 front ports, 3-1/8" mtg hole spacing, requires DOT3 brake fluid, deep hole.

Chrome	2017NA
Yellow	2017NBYELLOW
Red	2017NBRED
Blue	2017NBBLUE
As cast	2017NB

MASTER CYLINDER REBUILD KITS

Includes all the seals, springs and small parts needed to rebuild Tuff Stuff steel master cylinders.

Bore	Fits Master Cylinders	Item
1"	2018 thru 2021,	2020123
1-1/8"	2071, 2072,	2071123

**Premium
Quality**

Master Cylinders

SMOOTHIE MASTER CYLINDERS

Aluminum Smoothie master cylinders fit virtually all hot rods, customs & muscle cars. Beautiful chrome plated or polished aluminum finish. Dual reservoir with 3-3/8" mounting bolt spacing. 100% New components – not remanufactured. Requires DOT3 brake fluid.

1" bore, 9/16"-18 rear & 1/2"-20 front driver side ports

Finish	Shallow hole	Deep hole
Chrome	2023NC	2024NC
Black chrome	2023NC7	2024NC7
Polished	2023NA	2024NA

1" bore, two 3/8"-24 inverted flare ports on both sides

Chrome	2025NC	2026NC
Black chrome	2025NC7	2026NC7
Polished	2025NA	2026NA

1-1/8" bore, 9/16"-18 rear & 1/2"-20 front driver side ports

Chrome	2027NC	2028NC
Black chrome	2027NC7	2028NC7
Polished	2027NA	2028NA

100% New Components



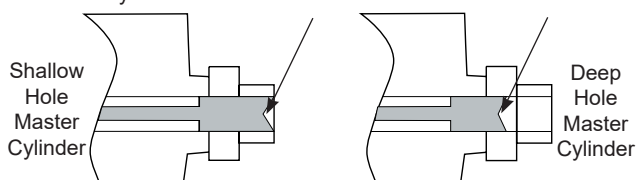
2023, 2024, 2027, 2028




2025, 2026

TECH TIP

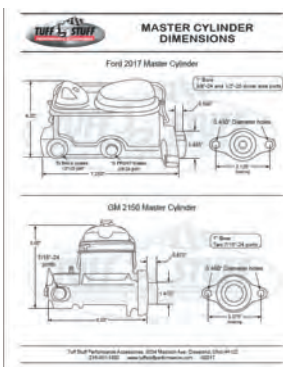
A **shallow hole** master cylinder, usually used with a power brake booster, refers to the piston end being nearly flush with the back end of the master cylinder. A **deep hole** master cylinder, usually used on non-power manual brake systems, has a recessed piston end allowing the brake pedal rod to be held securely in the hole.



All polishing, chrome plating and powder coating are done in house in Cleveland, Ohio, along with assembly and Tuff Testing of every unit!



PRODUCT INFORMATION

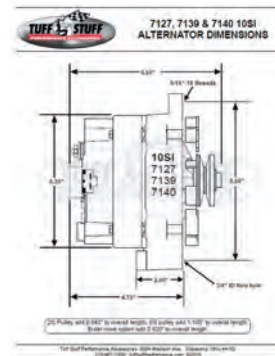


Tuff Stuff has a complete listing of product instructions, product dimensions, Year/Make/Model lookup, new product information and technical videos on the web

Instructions


Videos

Flyers



www.tuffstuffperformance.com

Booster Brackets



BOOSTER EXTENSION ROD & CLEVIS KIT

Universal kit adapts most factory brake setups to Tuff Stuff boosters. Rod length is 4.75" and has 3/8"-24 fine threads. Plain finish, 4750

BOOSTER EXTENSION ROD

Rod is 4.665" long with 3/8"-16 inside threads on one end and a 0.494" ID hole on the opposite end. Fits Tuff Stuff 2132 and 2232 power brake boosters and combos. Zinc finish, 4751

NEW!
4657B



POWER BRAKE BOOSTER MOUNTING KIT

This kit is needed when installing a power brake booster on a non-power brake Corvette. It fits 1963-1967 C2 & C3 Corvettes with original manual brakes. Kit includes one black powder-coated bracket, 2 rivets to secure it to the firewall and two 3/8"-16 x 3/4" bolts that hold the booster to the bracket. 4657B

GM 1967-72 BRAKE BOOSTER BRACKETS

1967-72 GM booster combos 2121, 2122, 2123 & 2124, 2129

1967-72 GM boosters 2221, 2222 & 2223, 2228, 2229, 2231

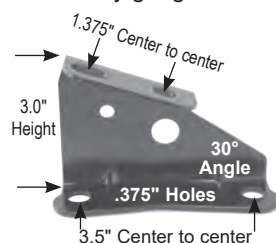
Available in chrome, black chrome, gold zinc and colors. Made from heavy gauge steel. Includes left and right brackets.



4650A



4650C



Finish	Item
Chrome	4650A
Black chrome	4650A7
Gold zinc	4650B
Stealth black	4650C
Yellow	4650BYELLOW
Orange	4650BORANGE
Red	4650BRED
Blue	4650BBBLUE

GM 1955-64 BRAKE BOOSTER BRACKETS

1955-64 GM booster combos 2121, 2122 & 2123

1955-64 GM power brake boosters 2221, 2222 & 2223

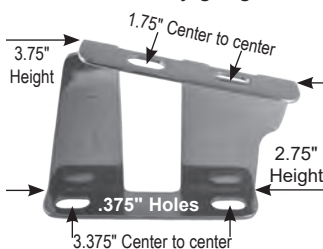
Available in chrome, black chrome, gold zinc and colors. Made from heavy gauge steel, includes left and right brackets.



4651A



4651B



Finish	Item
Chrome	4651A
Black chrome	4651A7
Gold zinc	4651B
Stealth black	4651C
Yellow	4651BYELLOW
Orange	4651BORANGE
Red	4651BRED
Blue	4651BBBLUE

GM 1955-58 BRAKE BOOSTER BRACKETS

1955-58 GM booster combos 2121, 2122 & 2123

1955-58 GM power brake boosters 2221, 2222 & 2223


Available in chrome, black chrome, gold zinc and colors. Made from heavy gauge steel, includes left and right brackets.



4652A7



4652C



Finish	Item
Chrome	4652A
Black chrome	4652A7
Gold zinc	4652B
Stealth black	4652C
Yellow	4652BYELLOW
Orange	4652BORANGE
Red	4652BRED
Blue	4652BBBLUE

GM TRUCK 1960-72 BRAKE BOOSTER BRACKETS

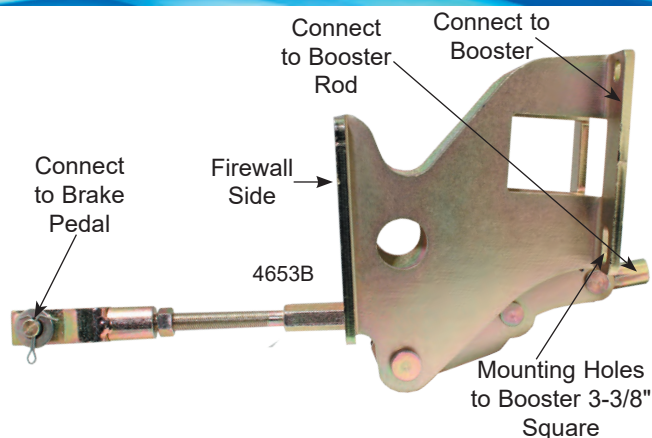
1960-72 GM truck booster combos 2122, 2123, 2124, 2128, 2129

1960-72 GM truck power brake boosters 2222, 2223, 2228, 2229

Works with 2 hole OEM bracket setups from late 1960 through 72

Includes pedal rod assembly

Finish	Item
Chrome	4653A
Gold zinc	4653B



JEEP CJ 1974-86 BRAKE BOOSTER BRACKETS

1974-86 Jeep CJ booster combo 2131

1974-86 Jeep CJ power brake booster 2231

Includes pedal rod assembly

Finish	Item
Chrome	4656A
Stealth black	4656B



PROPORTIONING VALVE KITS

Includes OE style mounting bracket, two short brake lines, proportioning valve with brake light switch, wire terminal and fasteners.

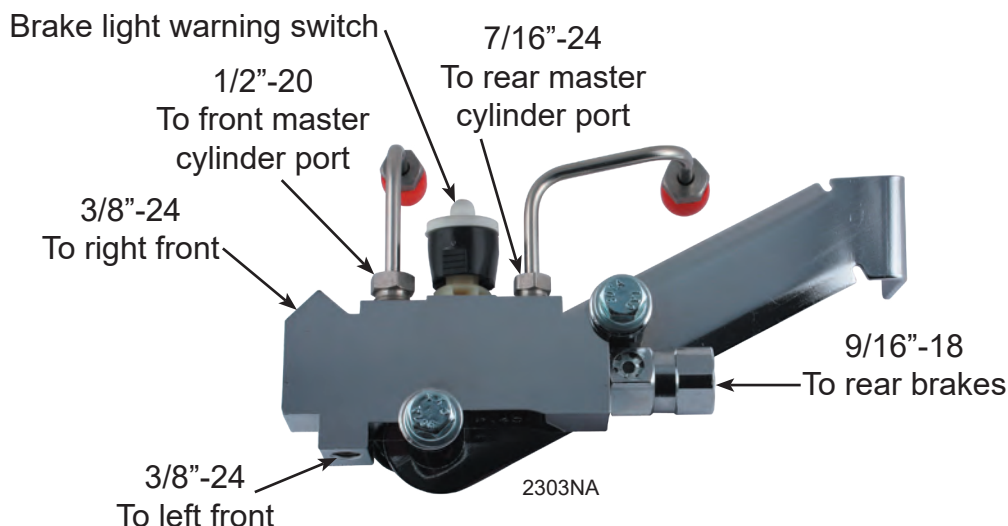
100% pressure front, 70% pressure rear.

Match your master cylinder number to the proportioning valve

Master	2020, 2021	2020, 2021	2018, 2019	2027, 2028
Cylinder	2025, 2026	2025, 2026	2023, 2024	2071, 2072
Valve Ports	3/8"	3/8"	1/2" & 9/16"	1/2" & 9/16"
Finish	Disc/Drum	Disc/Disc	Disc/Drum	Disc/Disc
Chrome	2301NA	2304NA	2302NA	2303NA
Brass	2301NB	2304NB	2302NB	2303NB



Proportioning Valve Dimensions and Ports

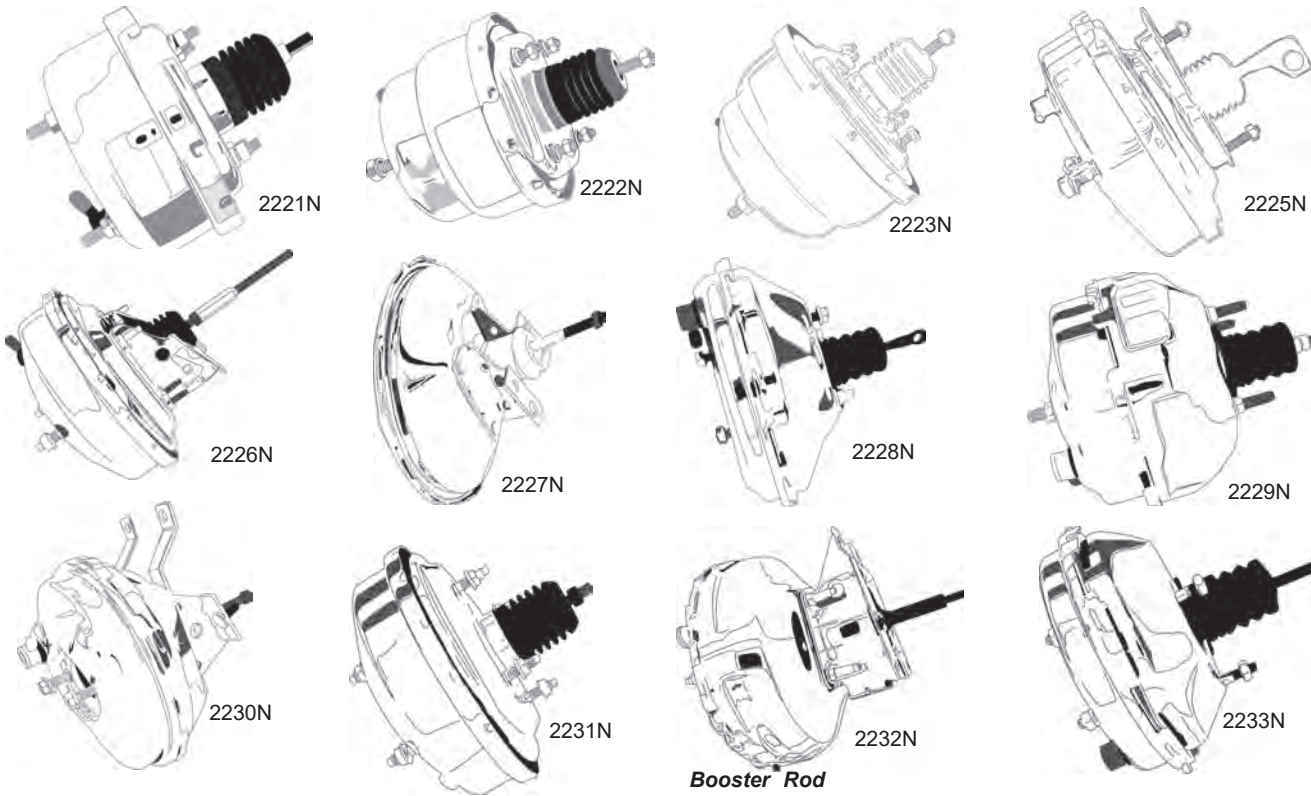


Product Dimensions



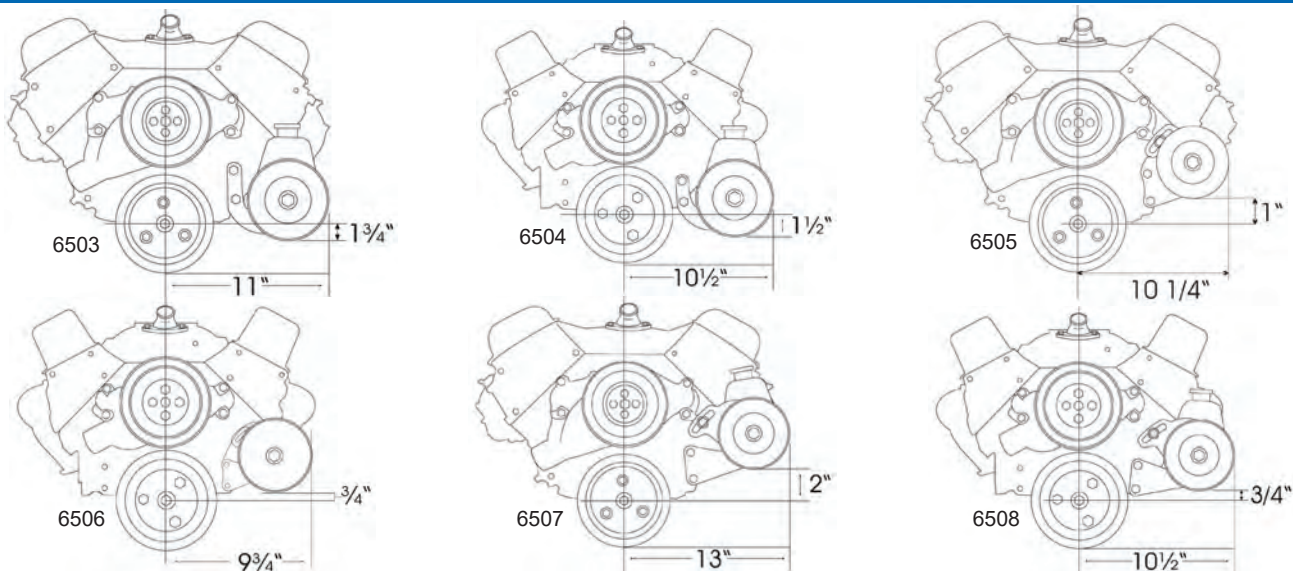
POWER BRAKE BOOSTER DIMENSIONS

Boosters have a 3-3/8" square mounting footprint except 2225N, 2230N and 2233N. Master cylinder mounting studs are 3/8"-16 and spacing is 3-3/8" C-to-C.

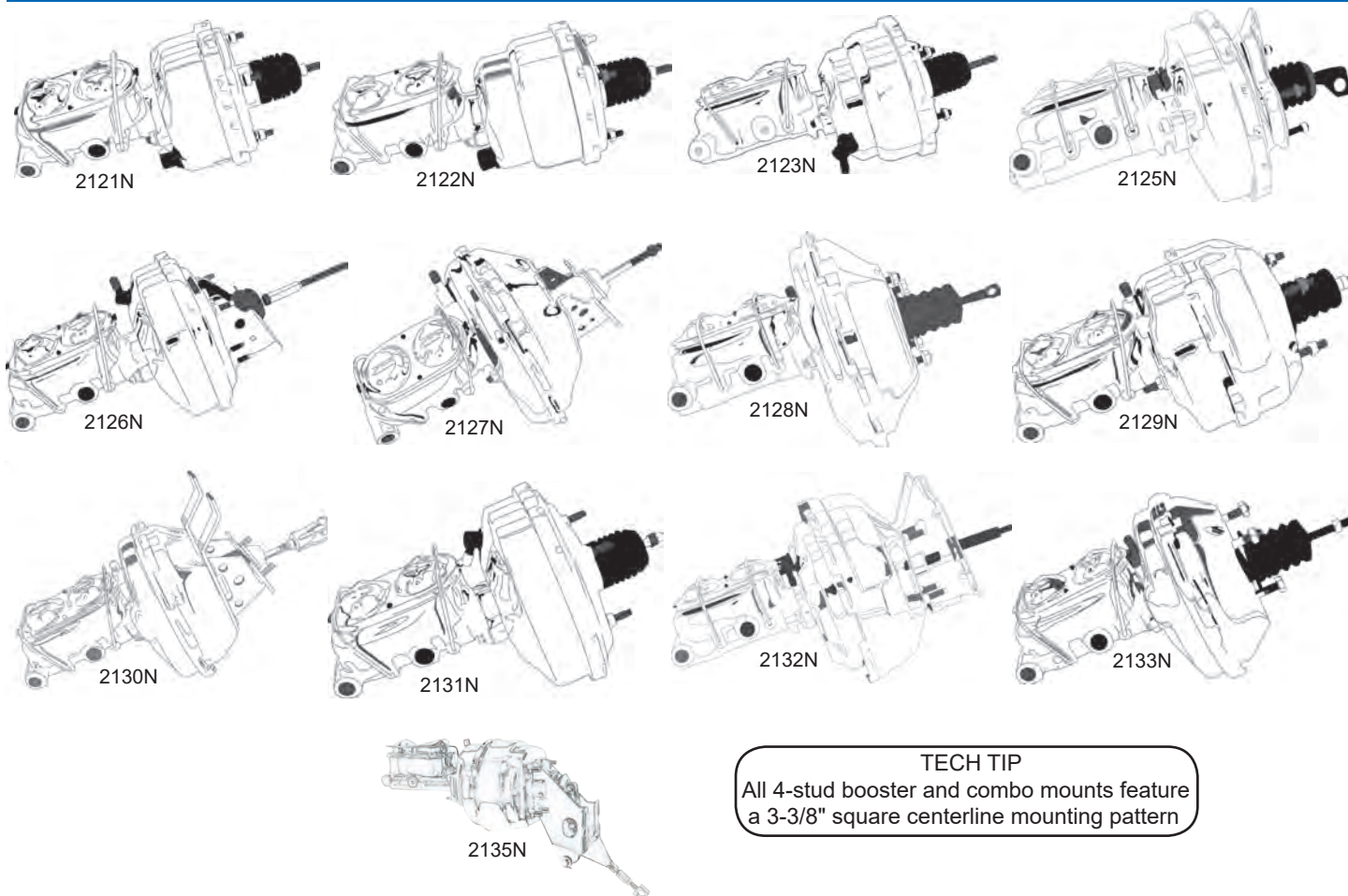


Item	Description	Dia	Booster Rod		Mounting	Details
			Length	Length		
2221N	7" Single diaphragm	7"	3.50"	4.00"	4 studs	M8-1.5 x 22mm (~7/8") metric studs
2222N	7" Dual diaphragm	7"	5.25"	4.00"	4 studs	M8-1.5 x 22mm (~7/8") metric studs
2223N	8" Dual diaphragm	8"	5.25"	4.00"	4 studs	M8-1.5 x 22mm (~7/8") metric studs
2225N	Ford Mustang 67-70, 9" single diaphragm	9"	3.75"	3.12"	4 studs	M6-1.0 x 1.25" offset studs
2226N	GM A & F body 64-66, 9" single diaphragm	9"	6.50"	1.50"	4 holes	1.5" past bracket
2227N	GM A & F body 66-72, 11" single, w/bracket	11"	6.50"	7.12"	4 holes	Angle booster bracket
2228N	11" Single diaphragm w/studs	11"	4.25"	4.62"	4 studs	4.62" mounting surface to center of eyelet
2229N	Corvette 68-82, 9" dual diaphragm	9"	6.00"	4.12"	4 studs	1-1/2" long studs
2230N	Corvette 63-67, 9" single diaphragm	9"	6.25"	3.12"	2 studs	With bracket
2231N	9" Single diaphragm Slim line	9"	4.00"	3.81"	4 studs	M8-1.5 x 22mm (~7/8") metric studs
2232N	GM Truck 73-92, 11" dual diaphragm	11"	8.50"	3.25"	4 holes	1-1/2" long studs
2233N	Chevy II Nova 62-67, 9" single diaphragm	9"	4.25"	5.25"	3 studs	M10-1.5 x 28mm (~1-1/8") metric studs

POWER STEERING PUMP BRACKET DIMENSIONS



POWER BRAKE BOOSTER / MASTER CYLINDER COMBO DIMENSIONS



TECH TIP
All 4-stud booster and combo mounts feature a 3-3/8" square centerline mounting pattern

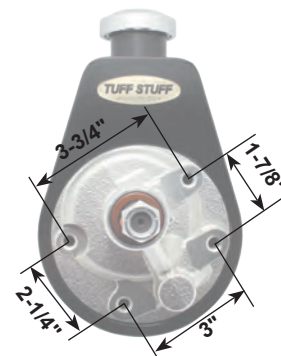
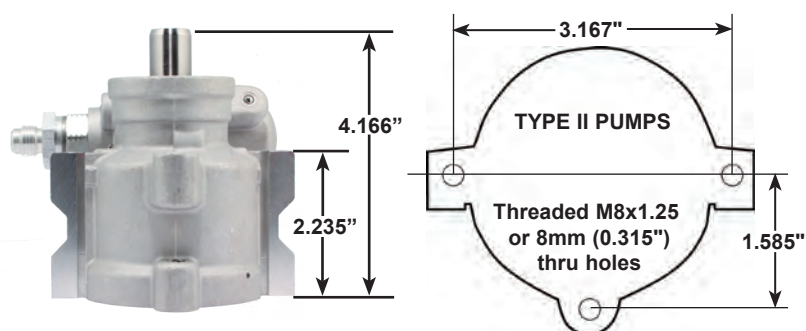
Universal master cylinder w/power brake booster combo

Item	Description	Dia	MC Length	Booster Rod Length	Length	Mounting	Details
2121N	7" Single diaphragm combo	7"	8.00"	3.50"	4.00"	4 studs	M8-1.5 x 22mm (~7/8") metric studs
2122N	7" Dual diaphragm combo	7"	8.00"	5.25"	4.00"	4 studs	M8-1.5 x 22mm (~7/8") metric studs
2123N	8" Dual diaphragm combo	8"	8.00"	5.25"	4.00"	4 studs	M8-1.5 x 22mm (~7/8") metric studs
2128N	11" Single w/studs diaphragm combo	11"	8.00"	4.25"	4.62"	4 studs	4.62" from mtg surface to center of eyelet
2131N	9" Single diaphragm Slim line w/studs combo	9"	8.00"	4.00"	3.81"	4 studs	M8-1.5 x 22mm (~7/8") metric studs

Dedicated master cylinder w/power brake booster combo

2125N	Mustang 67-70, 9" single diaphragm w/bracket combo	9"	7.50"	3.75"	3.12"	4 studs	Offset studs
2126N	GM A & F body 64-66, 9" single diaphragm w/bracket combo	9"	8.00"	6.50"	1.50"	4 holes	1.5" past bracket
2127N	GM A & F body 66-72, 11" single diaphragm w/bracket combo	11"	8.00"	6.50"	7.12"	4 holes	Angle booster bracket
2129N	Corvette 68-82, 9" dual diaphragm	9"	8.00"	6.00"	4.12"	4 studs	1-1/2" long studs
2130N	Corvette 63-67, 9" single diaphragm w/bracket combo	9"	8.00"	6.25"	3.12"	bracket	With 2 studs
2132N	GM Truck 73-92, 11" dual diaphragm, 1-1/2" long studs	11"	8.00"	8.50"	3.25"	4 holes	Angled from 2.75" at top to 3.0" at bottom
2133N	Chevy II Nova 62-67, 9" single diaphragm combo	9"	8.00"	4.25"	3.25"	4 holes	M10-1.5 x 28mm (~1-1/8") metric studs
2135N	Chrysler/Dodge/Plymouth, 8" dual diaphragm w/bracket	8"	8.00"	6.00"	3.25"	4 studs	M8-1.25mm

POWER STEERING PUMP DIMENSIONS



SAGINAW PUMPS
Overall pump height is 9.00", width is 5.50", depth of pump and reservoir is 6.25" and exposed shaft length is 1.00"



Matt

If you have a technical issue or a product question, give us a call at 216-961-1800 Monday through Friday, 7:00 am to 4:00 pm.

How do I hook up a one wire alternator?

Run a wire from the battery terminal on the alternator to the positive terminal on the battery. You may also consider running the wire to the starter solenoid (main lug). Your battery cable is connected to this lug. This may hide the charge wire for a cleaner look.

When to use a one wire alternator?

One wire alternators will simplify your build up. If you are starting a project from scratch, then there is no longer a need for the messy wiring harness from an externally mounted fender wall regulator. In many instances you can remove your existing external regulator and harness and replace it with a one wire. One wire alternators can be purchased for GM, Ford and Mopar applications. Please note: If your vehicle was originally equipped with a dash indicator lamp in some GM applications it will be necessary to remove the black rubber regulator cover and plug in your existing two spade plug. This procedure can be performed when installing our models 7127, 7139 and 7140.

Is it true that one wire alternators don't charge at idle?

Tuff Stuff's 40 years of experience have enabled us to develop alternator internal components that will keep your battery charged at a crawl. No other manufacturer in the industry has been able to produce more amps at low RPM's than us. There is no need to worry about the use of underdrive pulley systems or ignition regulator turn on with the use of a Tuff Stuff one wire alternator.

Does a chrome plated alternator retain heat?

We have tested our alternators through the most rigorous conditions and there is no proven fact that we have been able to produce, that will support this rumor.

What is the largest amp alternator I can install in my vehicle?

The sky is the limit. The more amperage the better. As long as the alternator can fit into your brackets, you can put any size alternator on your vehicle. The voltage regulator will control the amount of amperage that the battery needs to run your accessories. Please Note: It is imperative that you increase the size of your charge wire if you are upgrading to a higher amp alternator. Insufficient wire gauge size can cause fire due to heat created by resistance.

Do I need to buy a reverse rotation alternator for a serpentine system?

No. Tuff Stuff alternators are bi-directional and will work properly if installed on the left or right side of the engine or with serpentine or "V" groove pulley systems.

How do I know if my alternator is charging?

If you have access to a multi meter, (can be bought for \$10.00) turn the dial to DCV. Hold the black probe on the negative battery terminal and the red probe on the right. With the vehicle's engine running, the battery voltage should read between 13.5 and 14 volts. Battery voltage without the engine running should read 12.6 volts.

I installed a new water pump in my car but it's still running hot.

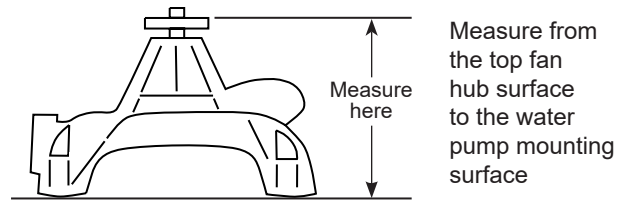
Engines that have been modified for more horsepower generally run hotter than stock engines. SuperCool water pumps are designed to provide 30% more flow. If combined with the proper thermostat and radiator, your engine's overheating can be resolved.

How do I know when I need a reverse rotation water pump?

If you are ordering a water pump by application, you will be certain that the water pump will be an exact replacement for your vehicle. In this case you need not worry about whether it is a reverse flow. If you are building an engine or upgrading from a "V" belt pulley to serpentine, you need to assess your situation. Most serpentine systems require a reverse water pump. You can determine this by how the belt travels around the water pump pulley. If the back of the serpentine belt travels around the water pump pulley you will require a reverse water pump. If the inside of the belt travels on the water pump pulley you will require a standard rotation water pump. Most pulley and bracket manufacturers can tell you what style of water pump you need for their system.

Why should I install an aluminum water pump? Some water pumps are available as aluminum rather than cast iron. Aluminum pumps are much lighter than cast iron and can be polished to a high luster without rusting.

How do you measure the height of a water pump?



The industry term for measuring a water pump height is the "hub height". The hub height is a critical belt alignment dimension determining where the water pump pulley belt groove(s) fall in relation to your crank, alternator, power steering pump and air conditioning pulley grooves. The dimension from the mounting gasket surface to the outside face of the hub (where the pulley is bolted) is the hub height. It is especially helpful to know what the hub height dimension is to determine if your Chevy water pump is a long or a short style. A long or short water pump may be used on any Chevy V8 (Gen I SB - Gen II BB) engine as long as the correct pulleys are used and the belts are in alignment. In the catalog "water pump" section you will find the hub height next to each model. Never attempt to press or pull the hub to change its dimension. This may result in an unbalanced fan blade that can explode the pump causing serious injury!

Starter FAQ'S

Why does my starter make a whining or grinding noise?

This could mean that your starter needs shimming. There are different methods of shimming a starter, depending on which direction the starter needs to be adjusted. If the starter to ring gear tolerance is too tight, you will need to shim the starter away from the ring gear. If the tolerance is loose, your ring gear may be worn or defective. Our industry has become familiar with brand new defective aftermarket flywheels. Don't rule this out as a possible cause. If the model #6584 or #6772 pinion is engaging in too far, the washer shim may need to be installed behind the mounting block. Refer to installation instructions (supplied with your new starter) for tolerances.

Why won't my starter crank when it's hot?

This is common with full size starters. Excessive heat against the starter solenoid builds resistance in the coil. There are a few solutions for this problem. (1) You can install our Model #7629 hot start kit. (2) Install a heat shield on the solenoid. (3) Replace your full size starter with a gear reduction. The smaller body and variable clocking provides more clearance between the exhaust and the starter solenoid.

Why does the full size starter use the "R" terminal and the gear reduction does not?

The "R" terminal sends 12V to the coil when a ballast resistor is part of your ignition system. In most cases the "R" terminal connection can be discarded. The gear reduction starter motor draws half the amperage of the full size starter, therefore it's not robbing the engine's spark. You may also want to consider upgrading to a modern ignition system that does not consist of a ballast resistor.

Why do I keep cracking noses on my full size starters?

Refer to the first paragraph in this section. (whining and grinding noise) These can all be factors. If you are not installing the starter with original equipment bolts the starter will become loose causing mis-alignment. Install with Tuff Stuff #7623 knurled starter bolts. Backfire while starting causes backlash which creates sudden excessive impact to the aluminum casting. If your engine is not tuned properly do not continue to crank your engine until your timing is set. The Hitachi style gear reduction starters have a solid mounting block and pinion that will withstand backfire better than the full size starter. Full size starters are not recommended for high compression engines.

Is the PSI the same in all pumps?

No, at Tuff Stuff we currently carry pumps that are valved at 1200-PSI and at 850-PSI. Most applications will accept the 1200-PSI pump, with exception of the Mustang II rack, which uses an 850 PSI valve. 850 PSI valves are sold separately or you can buy a Tuff Stuff #6174A or 6174B Saginaw style pump that is factory set to 850 PSI.

How do I mount the power steering pump when the bracketry is missing from my engine?

Tuff Stuff has a wide variety of power steering pump mounting bracket kits for both the Saginaw and Type II pumps. The brackets are laser cut from 1/4" steel plate and are available in either chrome plated or a variety of powder coated colors and are complete with fasteners.

What kind of fluid should I use in my power steering pump reservoir?

Use a high quality, name brand Power Steering Fluid that can be purchased at your local auto parts store.

What is the difference between a metric pump and a SAE pump?

There are two differences between these pumps. The SAE pumps use a flared fitting for the pressure line and the mounting bolts are Standard American Equipment. The metric pumps use an O-ring.

What is the difference between keyed shaft power steering pumps and press on power steering pumps?

Most early vehicle pumps came with a keyed pulley which was nut retained. Most late vehicles were revised to a press fit pulley. The nut retained style pulley can be easily removed and reinstalled. Once the press fit pulley is installed, it is not recommended to remove it and reinstall it because the pulley I.D. becomes stretched and it may slide off the shaft. Car builders prefer the universal keyway fit #6176A because of its flexibility.

Booster/Master Cylinder FAQ'S

What is the difference between a single and a dual diaphragm booster?

Dual diaphragm booster provide more power assist to the brakes.

Do I need a bracket to install the brake booster to the firewall?

Your original booster may have had a bracket already attached to it. If you wish to install one of our universal boosters (#2221, #2222, #2223, #2224, #2231), then you may need to install a bracket (#4650, #4651, #4652) to most closely match your original booster setup or needs.

Will I have to do any modifications when installing a universal brake booster?

There is always a chance that you will have to make some modifications when installing a universal brake booster. Normally the pedal rod length will have to be adjusted and that is why purchasing a pedal rod extension kit (Tuff Stuff #4750) is always a wise choice.

Do I need a proportioning valve if I am converting over to power brakes?

Yes, when converting to power brakes you must use a proportioning valve (#2301, #2302, #2303). They come complete with bracket and the lines from the master cylinder to the proportioning valve.

What if my engine has a radical cam?

In this case you will have to check that you are producing at least 18" of vacuum. Your system may require a vacuum assist pump if your vacuum is inadequate, causing a hard pedal.

Do I need a 1" bore or a 1-1/8" bore master cylinder?

It all depends on the brakes you are running. If you are using a factory disc/disc application then you would use a 1-1/8" bore master cylinder, but if they are aftermarket calipers you would use a 1" bore master cylinder. Aftermarket calipers are bigger than original equipment and require more pressure to open. In most cases with disc/drum applications on earlier models you would use a 1" bore master cylinder. There are always exceptions when building a street rod. Tuff Stuff technicians can guide you through the process of ordering the proper brake booster and master cylinder to complete your project.

Why would I need a dual ported master cylinder?

We build our dual ported master cylinder so you can redirect your brake lines from the opposite side of the master cylinder. The ports on the other side of the master cylinder are then plugged.

HIGH OUTPUT ALTERNATORS

High output marine alternators provide long term dependability. Made from all new components, not remanufactured. Flames arrestor screen for safety. Meets or exceed OEM specifications. 12 -volt negative ground.

Mer cruiser stern drive, 55 amp, 1G pulley, 29101
Replaces Arco 60050, 60125, Indmar S755024, Mallory 9-19101, Mercury 12449A1, 12449, 817119A1, 817119A4, 929497, 98555A1, Mes 3144M, Sierra 18-5966,

GM V6 & V8, 55 amp, 6-groove pulley 29102
Replaces Arco 60055, GLM 11610, Mercury 807652T, Mallory 9-19102, Mes 3145M, Sierra 18-5967,

Mer cruiser stern drive, 65 amp, 1G pulley, 29103
Replaces Arco 60065, Mallory 9-19103, Mercury 817119A1, 817119A4, 805884T, MES 3159M, Sierra 18-5965,

One-wire GM style, 63 amp, 1G pulley, 29104
Replaces Arco 20102, Mallory 9-19100, Mercury 69729, 78403A1, 78403A2, MES 3147M, Sierra 18-5956,



29101



29102



29103



29104

HIGH TORQUE STARTERS


High torque marine starters are more efficient and provide long term dependability. Made from all new components, not remanufactured. 100% Load tested to meet or exceed OEM specifications. 12-volt negative ground.

Permanent magnet gear reduction for inboard motor, staggered mounting holes 29105
Replaces Arco 30433, Indmar S571006, Mallory 9-15907, Mercury 50-807904A1, 50-863007A1, MES 5398MHT, Sierra 18-6275-1, Volvo 3860566, 3857747,

I/O & inboard GM / OMC V6 & V8 29106
Replaces Arco 30118, 30119, 30124, 30450, ChrisCraft 16.61-00042, Mallory 9-15903, Mercury 50-17251A3, 50-76965A4, 50-77328A3, 50-99417A2, 50-99419A3, 50-808011A1, 50-808011A4, 50-99418A2, 50-12177A2, MES 5314M, 5323M, OMC 981078, 982121, 983444, 983790, 985966, Sierra 18-5910, 18-5911, Volvo 855326, 834893,

Permanent magnet, staggered mounting holes 29107
Replaces Aqua 2828, Arco 30450, 30470, Indmar S571004, Mallory 9-15900, Mercury 50-806964A2, 50-812428A3, 50-812604A2, 50-822330A2, 50-864340A2, MES 5399M, OMC 3854751, Sierra 18-5913, 18-5913-1, Volvo 38560004, 38560004-1, 3587625-10, 3854751, 3260764,

Permanent magnet 29108
Replaces Aqua 2829, Arco 30460, Mallory 9-15901, Mercury 50-806963A4, 50-806965A2, 50-806965A4, MES 5401M, OMC 988217, Sierra 18-5919, 18-5919-1, Volvo 38560003-3, 38560003,



29105



29106



29107



29108



BASEBALL CAPS

These black baseball style caps feature a black bill with the words Tuff Stuff printed around the front edge. The Tuff Stuff logo is direct embroidered on the front and the web address and phone number is embroidered on the back. Cap features cotton construction with an adjustable back strap. One size fits all.

Black baseball cap 99010



DECALS

Tuff Stuff decals are four color self adhesive and stick to any clean, dry surface. Nominal size is 2-1/2" X 5".

Sold individually 99004



BANNERS

Ideal for performance and custom shops, retailers and garages. Made from heavy gauge plastic material and measure 24" X 48". Designed for indoor or outdoor usage.

Tuff Stuff Logo banner 99005

Winners use Tuff Stuff products!



Specifically:

- Mini 55 amp alternator
- Aluminum water pump
- Gear reduction starter
- Type II power steering pump

Brian Matthei - owner



PRODUCT LOOKUP MADE EASY!

Shop By
Vehicle

- Year -

- Make -

- Model -


- Submodel -



CLEAR

With over 1,800 products that have over 1.5 million vehicle fitments, the fastest way to find what you are looking for is to enter your **YEAR, MAKE, MODEL** and **SUBMODEL** into our web site to see all the applicable Tuff Stuff products for your vehicle!

www.tuffstuffperformance.com



Web Site Features

- Up-to-the minute new product information
- Year/Make/Model product lookup
- Downloadable instruction sheets
- Tech information and product dimensions
- Local dealer listings
- New product flyers and catalog
- 360° Rotating product images
- Frequently asked questions
- Product and factory tour videos
- Tech request submission form

Premium Quality

All Tuff Stuff products feature 100% new, *NOT* remanufactured components. All polishing, chrome plating and powder coating are done in house – in Cleveland, Ohio – along with assembly and Tuff Testing of every unit.

Technical Service

Tuff Stuff technical service is available Monday through Friday, 7:00 am to 4:00 pm Eastern. Whether you have a tech issue or just need a product recommendation, give us a call at 216-961-1800.

Limited Warranty

All Tuff Stuff Performance Accessories are covered by a one year limited warranty. Complete warranty information is available on the web site.

Tuff Stuff Dealers

If you stock and sell Tuff Stuff Performance Accessories and want to be listed on the Tuff Stuff web site, email sales@tuffstuffperformance.com with your business contact information or call 216-961-1800.

Product specifications and pricing are subject to change without notice or obligation. Tradenames are used for reference only.

About Tuff Stuff Performance Accessories

Tuff Stuff Performance Accessories has been in business over 40 years. Tuff Stuff products are quality built in Cleveland, Ohio using 100% new components. From chrome plated high output alternators to high torque gear reduction starters, Tuff Stuff has a complete line of under hood accessories including water pumps, power steering pumps, air conditioning compressors, master cylinders and power brake boosters for the custom and hot rod markets.

Frank Hurst Sr. began building alternators and starters out of his garage in 1976. Tuff Stuff is a continuing product of the Hurst Family's hard work and dedication.





QUALITY BUILT
IN CLEVELAND,
OHIO!

FIRE IT UP WITH TUFF TORQUE STARTERS!

Up to 250 Amps!

**Light Weight
High Torque
Gear Reduction
Crank Up To 15:1
Compression
Engines**


Tuff Stuff Performance Accessories, Ltd. • 9004 Madison Ave., Cleveland, Ohio 44102
216-961-1800 • info@tuffstuffperformance.com • tuffstuffperformance.com ©2024 Printed in USA

Authorized Dealer

tuffstuffperformance.com



#99020



6 98252 02146 3